




ELENA TIRA

ARCHITECTURE PORTOFOLIO 2024



CURRICULUM VITAE



LETTRES DE RECOMMANDATION

## EXPÉRIENCE PROFESSIONNELLE

- 01 **ARCHI 5 - CITÉ EDUCATIVE DES SCIENCES ET DE LA NATURE LAVOISIER**  
Ris-Orangis, France
- 02 **ARCHI 5 - LYCÉE PIERRE MENDÈS**  
Ris-Orangis, France
- 03 **ARCHI 5 - GROUPE SCOLAIRE J-L. ÉTIENNE**  
Couvray, France
- 04 **JEAN NOUVEL - TOUR HEKLA**  
La Defense - Puteaux, France
- 05 **SERERO ARCHITECTES - MÉDIATHÈQUE INTERCOMMUNALE DE BAYEUX**  
Bayeux, France

## EXPÉRIENCE PERSONNELLE

- 06 **CENTRE D'ART ET D'ARCHITECTURE**  
Bucarest, Roumanie/ 2017
- 07 **MICROHOME (CONCOURS)**  
Cocieri, Moldavie/ 2024
- 08 **ISOVER MULTI COMFORT HOUSE (CONCOURS)**  
Brest, Belarus/ 2016
- 09 **COMMON RUINS (CONCOURS)**  
Les Trois-Moutiers, France/ 2019
- 10 **URBAN HYBRID. HOTEL + BUREAUX**  
Bucarest, Roumanie/ 2017
- 11 **CENTRE MULTICULTUREL POUR RÉFUGIÉS ET MIGRANTS**  
Bucarest, Roumanie/ 2017
- 12 **CENTRE COMMUNAUTAIRE POUR PERSONNES ÂGÉES**  
Bucarest, Roumanie/ 2017
- 13 **L'AUBERGE DE SOLACOLU**  
Bucarest, Roumanie/ 2017
- 14 **MISTRAL BOAT**  
Bucarest, Roumanie/ 2017

# RÉSUMÉ



ELENA TIRA



## MOI & CONTACT

**NOM PRÉNOM:** ELENA TIRA  
**ANNIVERSAIRE:** LE 25 JANVIER 1992  
**ADRESSE:** 15 SQUARE DE LA ROUVRAIE  
95800 CERGY  
**EMAIL:** tiraelena@outlook.com  
**TÉLÉPHONE:** 07 58 91 18 37



## INFOGRAPHIE

**REVIT:**   
**AUTOCAD:**   
**PHOTOSHOP:**   
**INDESIGN:**   
**ILLUSTRATOR:**   
**OFFICE PACK:**



## LANGUES

**ROUMAIN:**   
**RUSSE:**   
**ANGLAIS:**   
**ITALIEN:**   
**FRANÇAIS:**



## EXPÉRIENCE PROFESSIONNELLE

**AVRIL 2023 - AUJOURD' HUI**

**Architecte libéral** à Cergy, France

- Aménagement intérieur d'un appartement à Bucarest, Roumanie;
- Aménagement intérieur et suivi de chatier d'une maison individuelle de 120 mc à Cergy, France;
- Participation au concours international "MICROHOME", organisé par Buildner - Concours d'Architecture;
- Aménagement intérieur d'une salle de réception et d'une salle d'attente dans une clinique dentaire à Maison-Laffite.

\*\*\*

**AVRIL 2018 - MAI 2022**

**Assistante de projet** chez "ARCHI5" à Montreuil, France

- Conception du Lycée Pierre Mendès à Ris-Orangis, France;
- Conception du Groupe scolaire Lavoisier à La Rochelle, France;
- Conception du Centre pénitentiaire Gradignan à Bordeaux, France;
- Modélisation 3D en Revit;
- Production de l'ensemble des pièces graphiques pour les phases APD, PRO, DCE et PC.
- Réalisation de détails et des études CAO pour l'amélioration du projet;
- Coordination avec l'équipe de conception du bureau pour le développement architectural et technique du projet.
- Visites de chantiers.

\*\*\*

**OCTOBRE 2017 - AVRIL 2018**

**Stagiaire** chez "ATELIERS JEAN NOUVEL" à Paris, France

- Participation à la conception du projet "HEKLA" à Puteaux, France, abritant des bureaux, restaurants et auditorium, sur une surface brut d'environ 93 000 mètres carrés;
- Production de documents architecturaux pour les phases APD et PRO;
- Modélisation 3D en Revit;
- Réalisation de détails et des études CAO pour l'amélioration du projet;

\*\*\*

**SEPTEMBRE 2016 - AOÛT 2017**

**Stagiaire** chez "SERERO ARCHITECTES URBANISTES" à Paris, France

- Conception de la nouvelle médiathèque de Bayeux;
- Production de documents pour le phases PC, APS, APD, DCE et DET;
- Réalisation de détails et des études CAO pour l'amélioration du projet;
- Modélisation 3D en Revit;
- Visites de chantiers.



## FORMATION

**2011 - 2017**

Diplôme BAC +6 de L'UNIVERSITÉ D'ARCHITECTURE ET D'URBANISME "ION MINCU" à Bucharest, Roumanie

\*\*\*

**2009 - 2011**

Diplôme BAC S du LYCÉE "DANTE ALIGHIERI" à Chisinau, Moldavie

\*\*\*

**2006 - 2009**

Diplôme en Sculpture, Peinture, Dessin, Composition décorative et Composition du chevalet à L'ÉCOLE DES ARTS "VALERIU POLEAKOV" à Chisinau, Moldavie

**MAI 2024**

Concours International "MICROHOME"

- Conception d'une habitation de 25 mètres carrés qui offrait un logement confortable à un couple fictif de jeunes professionnels

\*\*\*

**JANVIER 2019**

Concours International "COMMON RUINS"

- Réhabilitation et conservation du Château de la Mothe-Chandeniers dans Les-Trois-Moutiers région et réalisation d'un Centre des visiteurs visant à assurer une expérience d'hébergement unique

\*\*\*

**MAI 2016**

12ème édition Internationale de "ISOVER MULTI COMFORT HOUSE" à Minsk, Biélorussie

- Découverte de nouvelles méthodes et possibilités de concevoir et de planifier l'architecture et création des bâtiments durables pour une communauté avec une forte identité locale

\*\*\*

**AOÛT 2014**

Projet d'École d'Été "SUSTAINABLE DEVELOPMENT" à Constanta, Roumanie

- Compréhension de la situation inquiétante de l'environnement et changement de la vision de la conception de l'architecture

A Montreuil, le 27 juillet 2023

**Objet : Lettre de recommandation**

Elena TIRA a été assistante de projet au sein de notre agence du 16 avril 2018 au 31 mai 2022.

Nous attestons de sa participation active aux projets suivants :

- Concours pour 4 gares de la future Ligne 15 du métro parisien
- Etudes pour le projet de la Cité éducative Lavoisier à La Rochelle (phases APD et PRO)
- Concours pour la maison d'arrêt de Tremblay
- Etudes pour le projet d groupe scolaire JL Etienne à Coupvray (phase PRO)
- Etudes pour le projet de Lycée Pierre Mendès à Ris Orangis (phase APS, APD, PRO)
- Etudes pour le projet de la Maison d'Arrêt de Gradignan (phase APD, PRO)

Pendant ces 4 années, elle a été très appréciée de ses chargés de projet notamment pour sa maîtrise de REVIT, un vrai atout.

Nous recommandons chaleureusement Elena, pour ses compétences d'architecte et la qualité de son travail.

Jacques SEBBAG  
Président Archi5 Prod



**ATTESTATION - LETTRE DE RECOMMANDATION**

Elena TIRA a travaillé en tant qu'architecte stagiaire dans notre agence du 01/10/2017 au 30/03/2018.

Elle fut affectée au projet de la tour de HEKLA abritant bureaux, salle de marché, restaurants, auditorium, sur une surface brute d'environ 93 000 m<sup>2</sup> dans le quartier d'affaire de la Défense près de Paris.

Elena TIRA travailla sur la phase APD et PRO du projet. Ses missions incluent la production de documents architecturaux, la réalisation de détails et la modélisation 3D du projet, principalement sur Revit et AutoCad. Elle élabora également des dossiers de présentation sur Photoshop et Indesign.

Avide d'apprendre, Elena s'impliqua pleinement dans le projet et fit preuve de beaucoup de sérieux et d'une capacité d'adaptation dans un environnement professionnel français. Son intérêt réel pour le projet et sa grande volonté de contribuer à son développement furent très appréciés par son équipe et elle accomplit avec succès les missions qui lui furent confiées.

Ce stage fut l'occasion pour Elena de travailler sur un projet de grande échelle au sein d'une grande équipe où elle put approfondir ses compétences sur le logiciel Revit.

Nous souhaitons bonne chance à Elena TIRA pour la suite de sa carrière.

Fait pour valoir ce que de droit.

Paris, le 30/03/2018

Isabelle Faye  
Direction Opérationnelle



Ateliers Jean Nouvel  
10 cité d'ANGOULÊME 75011 PARIS - FRANCE  
T +33 1 49 23 83 83 F +33 1 43 14 81 10  
WWW.JEANNNOUVEL.COM / INFO@JEANNNOUVEL.COM  
SIRET 398 163 204 000 33 / APE 7112B / SAS AU CAPITAL DE 3 000 000 €

OBJ : Lettre de recommandation pour Elena Tira

Paris, le 26 Mars 2018

En tant que directeur de l'agence SERERO ARCHITECTES URBANISTES, j'atteste que nous avons accueilli **Elena Tira**, de septembre 2016 à Juillet 2017, en tant que stagiaire dans nos locaux au 136, Avenue Parmentier, 75011 Paris.

**Elena** a travaillé sur la conception et la production de documents pour plusieurs projets en cours tels que la construction du **nouveau centre de recherche et Climat Planète à Grenoble pour l'Université Grenoble Alpes**. **Ce projet a été développé en BIM avec le logiciel REVIT** et Elena a montré une **très grande capacité d'apprentissage sur ce projet ainsi qu'une grande précision** dans l'accomplissement de son travail.

Elle a aussi travaillé, pendant cette période, sur les phases de conception de et développement sur **une opération de logements à Arcueil**, ainsi que sur le **développement du cahier de plan DCE pour la nouvelle médiathèque de Bayeux**.

Sur chacune de ces tâches, elle a montré des capacités à travailler aussi bien de **façon autonome, qu'en équipe**. Elle a présenté une **grande motivation et détermination dans les missions** qui lui ont été confiées.

Je n'ai aucune hésitation à recommander **Elena Tira** pour toute autre mission en tant qu'architecte dans d'autres agences d'architecture.

Salutations distinguées,

David Serero

SERERO  
ARCHITECTES URBANISTES  
136 AV. PARMENTIER - 75011 PARIS  
TEL: +33 1 45 08 14 31 FAX: +33 1 53 01 09 55  
NUMERO NATIONAL ORDRE : S14562  
SIREN : 533 216 552 R.C.S PARIS



# CITÉ EDUCATIVE DES SCIENCES ET DE LA NATURE LAVOISIER- ARCHIS

LA ROCHELLE, FRANCE 01



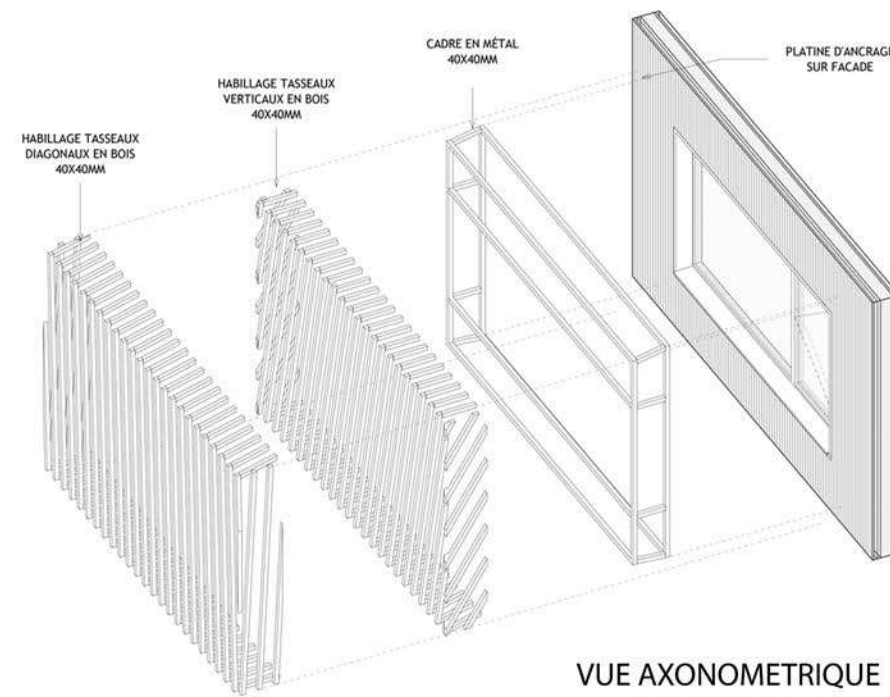
VUE DEPUIS LE PLAN D'EAU - FAÇADE NORD



PLAN MASSE

Le projet crée un lien fort entre le milieu humide et les espaces récréatifs extérieurs afin de ramener l'eau au cœur de la sphère pédagogique et ludique. Dans l'emprise du groupe scolaire, les berges sont reforestées pour favoriser le contact avec l'écosystème des marais. Des pentes adoucies et un ponton permet aux enfants d'approcher et d'expérimenter ce paysage en toute sécurité. Un bras d'eau imaginé en noue paysagère, véritable ramification du bassin sera aménagée pour envelopper la cour et créer une limite naturelle entre le périmètre de l'école et l'espace public.

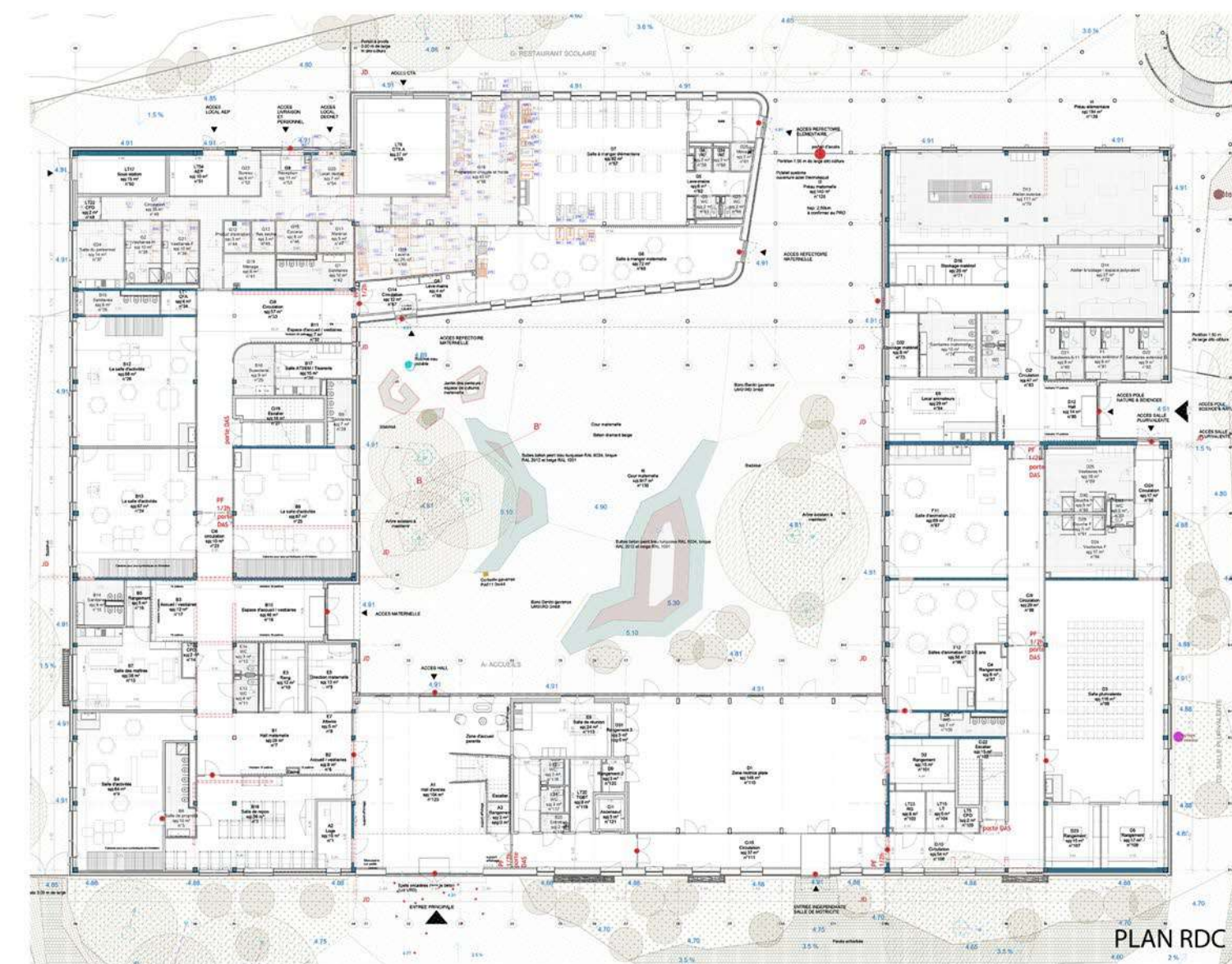
La cité éducative Lavoisier sera celui de l'équilibre, entre conservation et nouveauté, entre l'intervention humaine et l'écosystème naturel. Un lieu d'apprentissage épanouissant, où il fait bon vivre et apprendre à connaître et respecter l'environnement naturel.



VUE AXONOMETRIQUE JONCTION FAÇADE



VUE DE LA COUR MATERNELLE

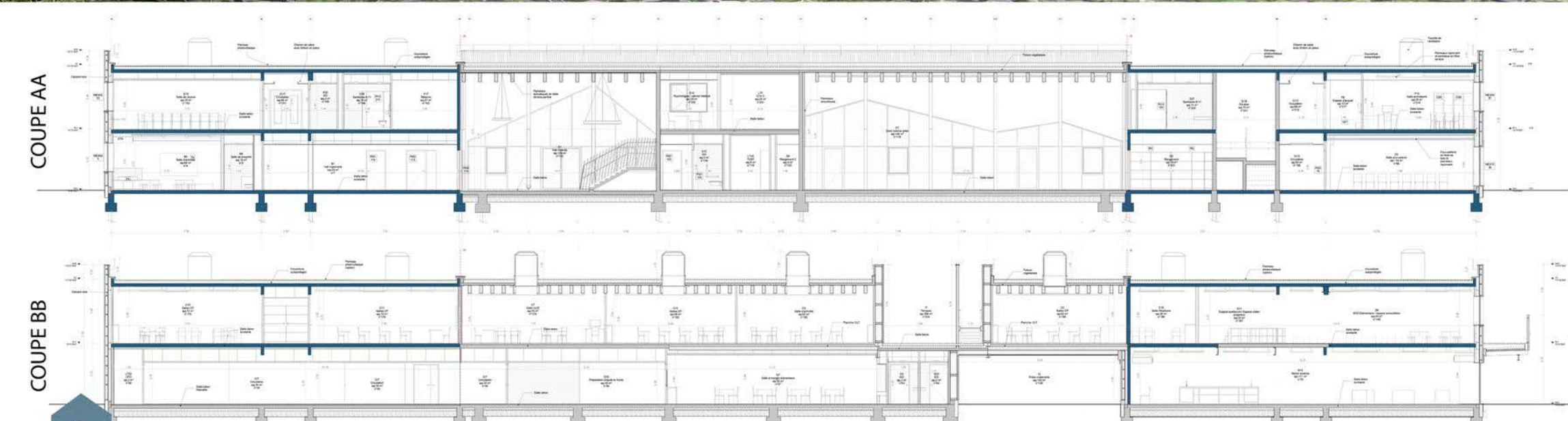


PLAN RDC



VUE DU PARVIS - FAÇADE SUD

La première école verte issue d'une démarche de concertation se situe dans le quartier de Villeneuve-les-Salines. Cet établissement scolaire est un complexe éducatif ouvert, adaptable et polyvalent. Sur les traces de la cité éducative Lavoisier, dont la structure est partiellement conservée, étendue et repensée, va s'établir un lien fort entre une école, la nature et les habitants. Réaliser cette ambition collective, c'est d'abord s'ancrer dans un territoire où le patrimoine naturel sera mis en valeur. C'est aussi dialoguer avec les habitants, susciter le désir de participer aux activités de l'établissement en offrant un lieu attractif, unitaire et emblématique. C'est, avant tout, répondre à l'enjeu principal posé par le programme : faire du rapport à la nature un outil pédagogique et de vivre ensemble.



COUPE AA

COUPE BB



VUE DEPUIS L'ENTRÉE




PLAN MASSE



VUE INTERIEURE DU BATIMENT CARRE - CDI



VUE DE LA COUR



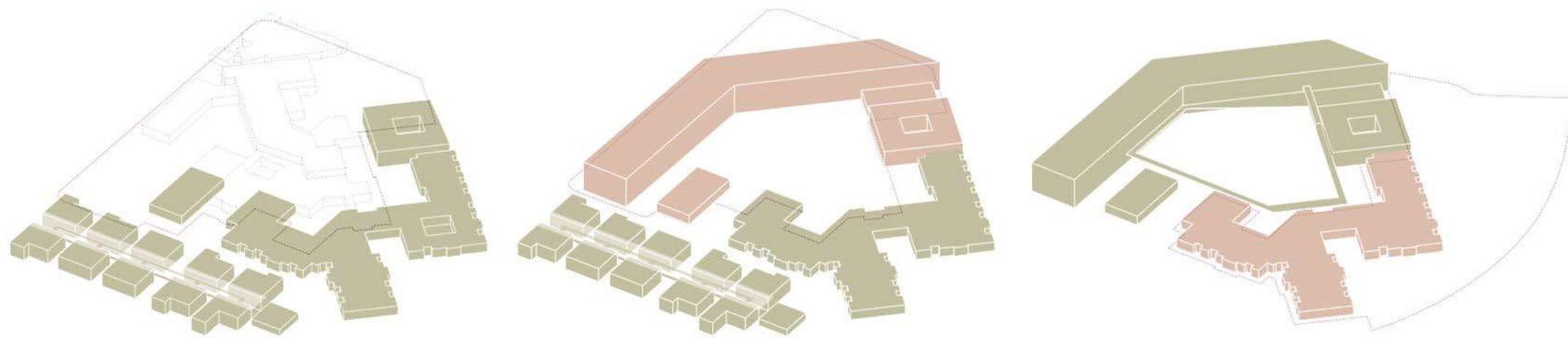
## LEGENDE

- 1A ENSEIGNEMENT GENERAL - ARTISTIQUE
- 1B ENSEIGNEMENT SCIENTIFIQUE
- 1D ENSEIGNEMENT TECHNOLOGIQUE SERVICES
- 1E ENSEIGNEMENT TECHNOLOGIQUE PRODUCTION
- 1F ENSEIGNEMENT SPORTIF
- 2A CENTRE DOCUMENTATION ET INFORMATION (CDI)
- 2B LOCAUX D'ACCUEIL
- 2C VIE SCOLAIRE PROFESSEURS
- 2D V S. ENGADREMENT, 2E V S. ELEVES
- 2F SERVICE MEDICO-SOCIAL
- 3A ADMINISTRATION GENERALE
- 3B SERVICE ENTRETIEN ET MAINTENANCE
- 3C LOCAUX TRANSVERSAUX GENERAUX
- 4A DEMI-PENSION
- 4C LOGEMENT DE FONCTION
- 5A SURFACE UTILE NON AFFECTEE
- 6A ANNEXES BATIES
- 6B AIRES EXTERIEURES
- BTS FED
- BAC TFCA et CAP IFCA
- BAC PRO ELEEC et CAP PROELEC

## PLAN RDC



## SCHEMAS DE PHASAGES



**PHASE 1:** Installation des bâtiments démontables, delimitation de la zone chantier et demolition du batiment A


**PHASE 2:** Construction du bâtiment neuf, restructuration du bâtiment A Carré, réhabilitation du bâtiment reprenant la demi-pension et de la chaufferie existante

**PHASE 3:** Réhabilitation du bâtiment B et délimitation de zone chantier du parking paysager

La forme en « L » de l'extension du lycée libère un parvis paysager et urbain devant lequel est revalorisée l'institution. L'angle du nouveau bâtiment souligne l'entrée et crée un repère visuel fort qui rayonne sur son environnement. La volumétrie du bâtiment neuf exprime subtilement la volonté de s'affirmer dans le paysage et de nouer des liens avec les bâtiments existants du lycée. En résulte un bâtiment relativement bas (R+2), compact et ancré dans son contexte. Le nouveau bâtiment complète naturellement le plan masse des bâtiments existants. Il constitue la dernière pièce d'un « tout » créant ainsi une seule unité autour de la cour. Derrière ce front d'îlot réside une cour intérieure fédératrice dont bénéficient les bâtiments existants. Cette cohésion est renforcée par un auvent périphérique en structure bois et revêtement zinc qui assure les liaisons entre le nouveau et l'existant. Depuis le parvis sécurisé, l'ensemble du programme pédagogique est facilement repérable. Cette lecture simplifiée valorise les constructions existantes.



COUPE-FACADE NORD-SUD



COUPE-FACADE EST-OUEST

# GROUPE SCOLAIRE JEAN-LOUIS ÉTIENNE - ARCHIS 03

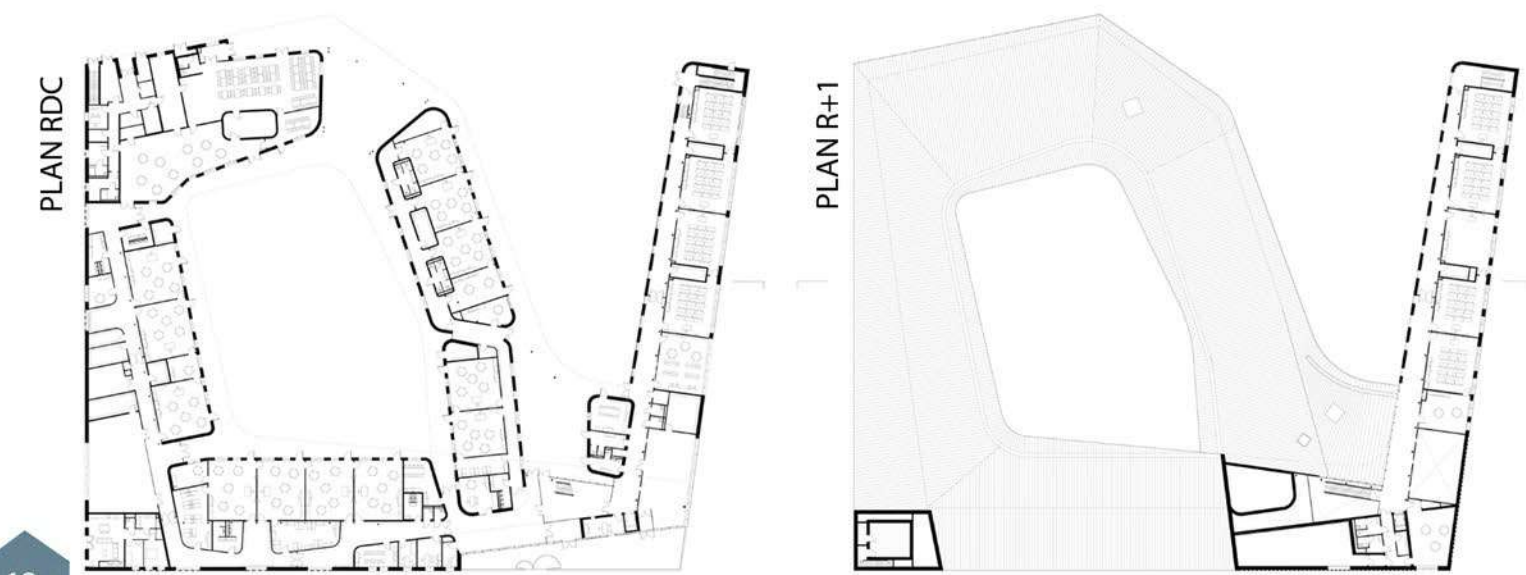
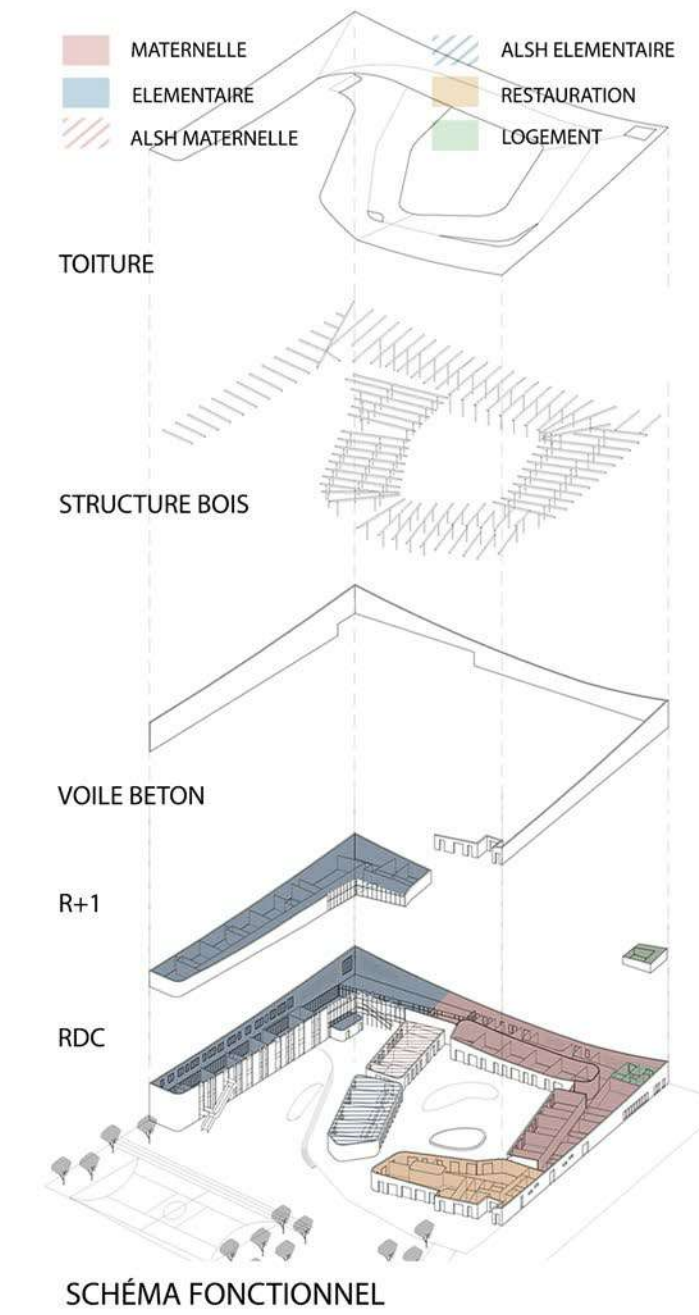
COUPVRAY, FRANCE



La pierre bleue du Hainaut apporte les qualités d'un matériau traditionnel naturel, pérenne, en continuité des espaces publics. De larges ouvertures et des moucharabiehs vitrés se succèdent. Cette façade minérale permet la gestion du dénivelé de la rue qui longe l'entrée. Elle libère le reste du bâtiment des contraintes structurelles liées à l'encaissement.

Ainsi, le reste de la construction est prévue en structure bois. Cette différence est visible dans l'expression des façades. La façade urbaine du bâtiment est simple, rectiligne. La ligne de toiture en subtile envolée enrichit le paysage urbain.

En contraste, les espaces intérieurs s'expriment en douceur, avec des formes arrondies qui soulignent l'intimité du lieu et un bardage de mélèze contrastant avec la pierre.



Le groupe scolaire est le tout premier élément d'un nouveau quartier de la ZAC de Coupvray. Plus que devoir traiter avec des contraintes particulières d'un site, l'enjeu principal de ce projet était de créer un équipement public fondateur et structurant de cette nouvelle zone de la ville. Ainsi le projet fait le lien avec l'existant et la nature tout en se tournant vers le grand paysage.

Le groupe scolaire exprime la frontière ville-campagne par un vocabulaire distinct entre les façades urbaines et le cœur du bâtiment, transition entre le public et l'intime. Il exprime le parcours de l'élévation qu'apporte l'éducation avec sa spirale qui monte vers l'école primaire, symbole du temps et la progression

du rythme de la vie. Celui d'un bâtiment public minéral aux formes douces tourné vers la ville, tandis qu'il s'ouvre vers le paysage avec des façades en bardage de mélèze. La façade urbaine, en pierre bleue du Hainaut, évoque les constructions traditionnelles de Coupvray.

Vers la ville, les menuiseries bois laissent présager une intimité où le minéral s'efface au profit du végétal. À l'intérieur, on perçoit la spirale et le jeu des toitures annoncé depuis la rue.


Dans le traitement continu des trois façades urbaines, des variations sont apportées selon qu'elles longent le parvis ou les voies latérales.



# HEKLA TOUR - ATELIERS JEAN NOUVEL

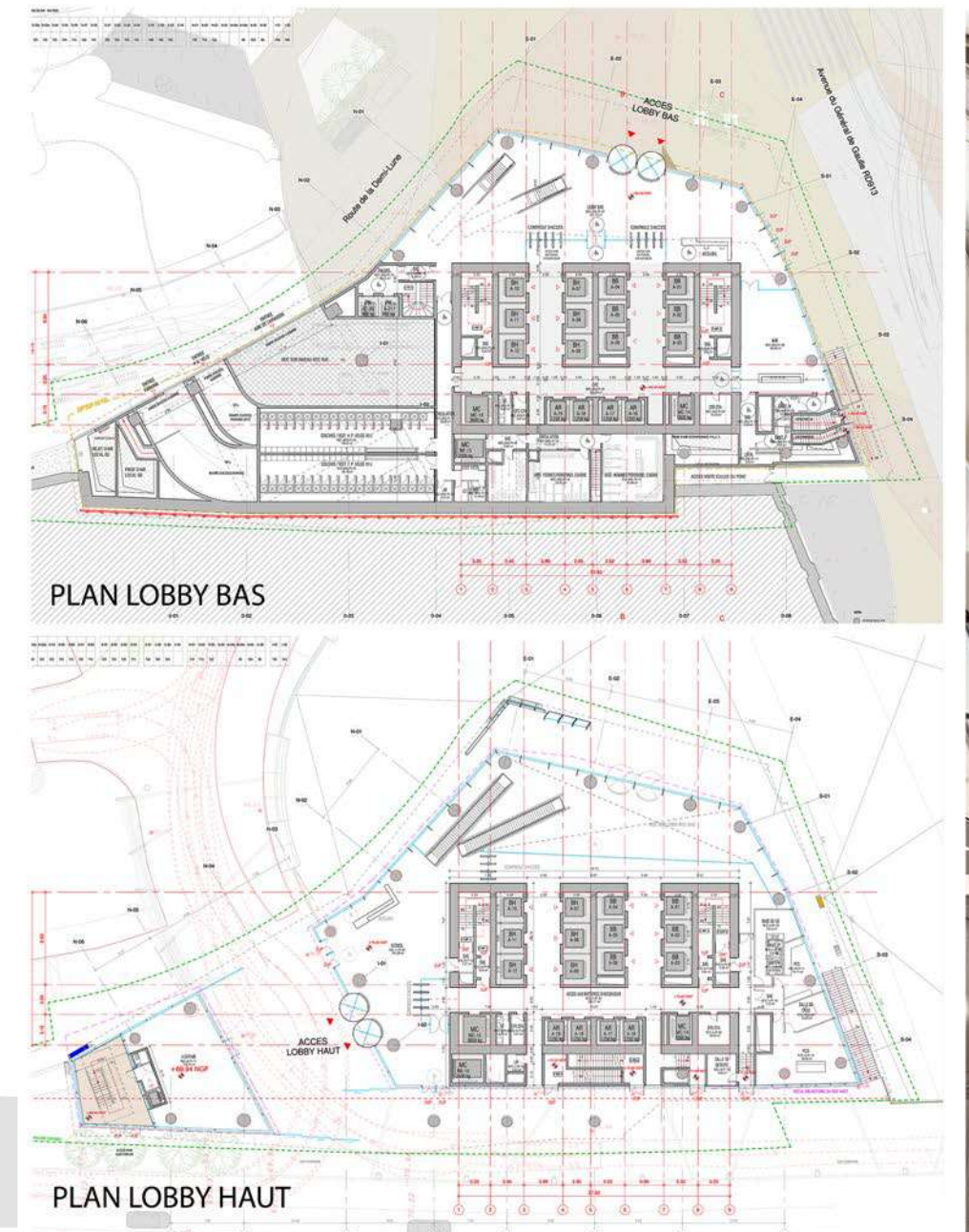
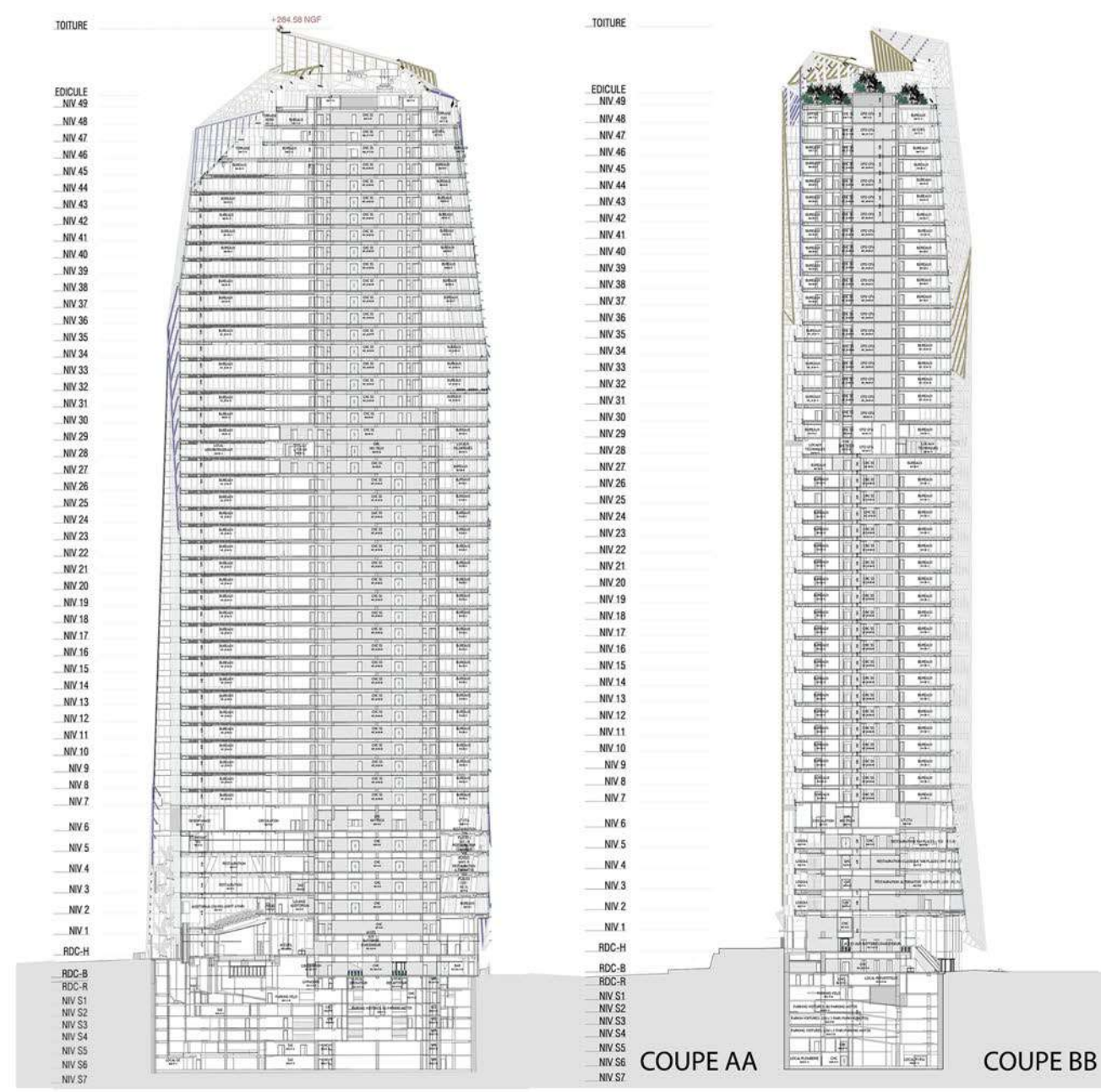
LA DÉFENSE - PUTEAUX, FRANCE

04



La tour Hekla a une surface de 80 000 m<sup>2</sup> de bureaux, se situera à 220 mètres du cœur des transports de La Défense. La tour, qui deviendra l'un des gratte-ciels les plus hauts du quartier avec ses 220 mètres de haut développera 76000 mètres carrés dont 66 000 de bureaux, le tout réparti sur 48 niveaux proposant des plateaux cou-

rants d'environ 1700 mètres carrés. La tour Hekla s'inscrit dans l'aménagement du quartier de la Rose de Cherbourg et bénéficiera d'un parc de 1,3 hectare ainsi que d'une promenade plantée de 8 300 m<sup>2</sup> sur l'actuel anneau du Boulevard Circulaire inspirée de la High line New-Yorkaise.





La médiathèque de Bayeux est un bâtiment-paysage, c'est-à-dire un lieu où l'accès aux livres, au support multi-média et aux animations ont lieu au milieu d'un jardin. Le bâtiment offre une transparence sur les limites du site et devient une véritable vitrine urbaine. Elle participe à créer un lieu d'échange, un lieu où la connaissance est multiple et non limitée, ouverte sur d'autres disciplines et cultures. La conception de la médiathèque a démarré par une réflexion sur les usages. Les espaces dédiés au public sont, pour cette raison, entièrement au RDC pour une facilité d'accès et un fonctionnement optimale. La médiathèque est conçue sur un plateau libre sans limites enclouées entre les espaces.

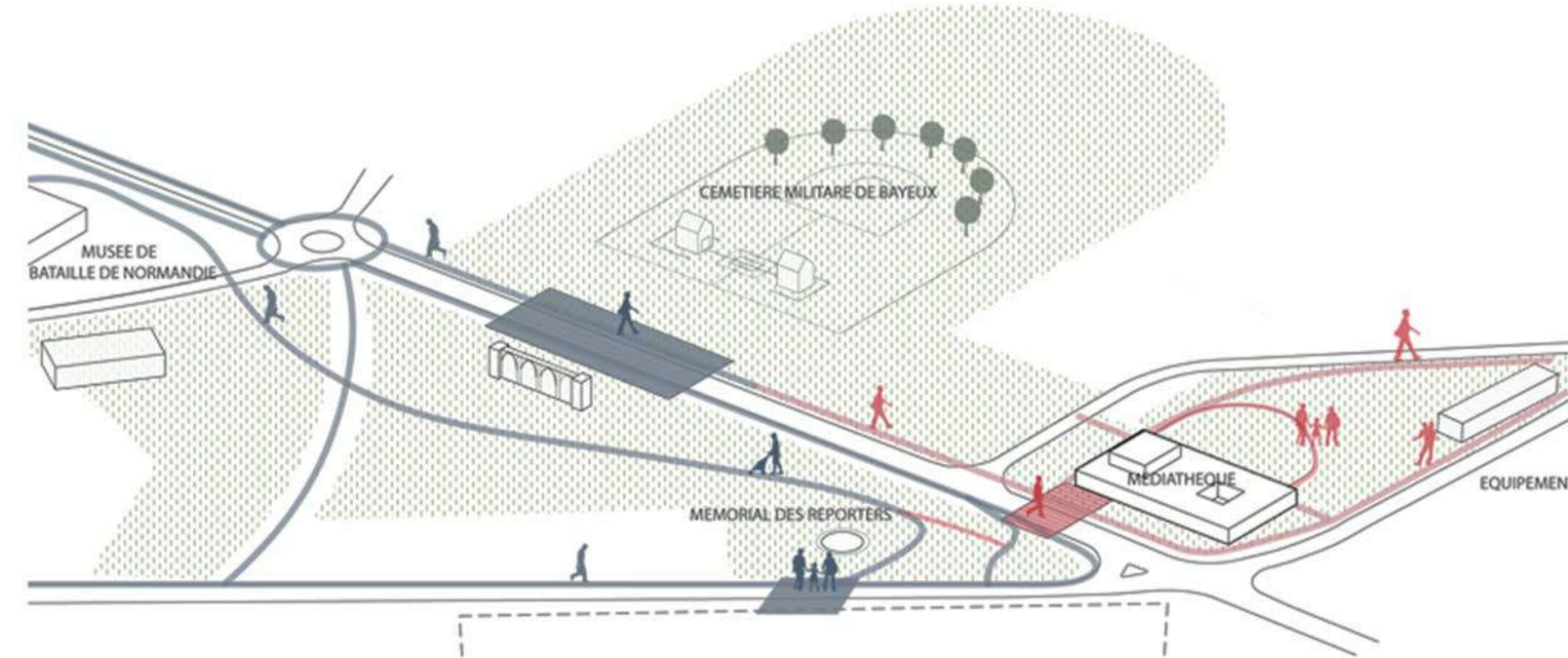
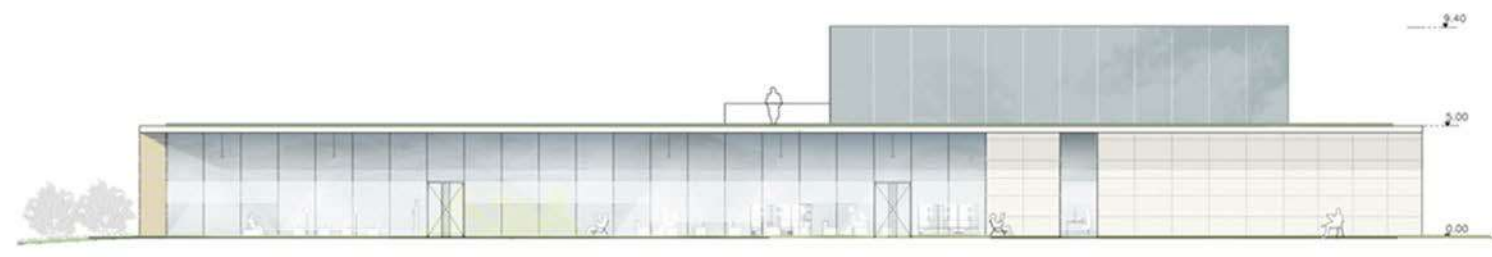
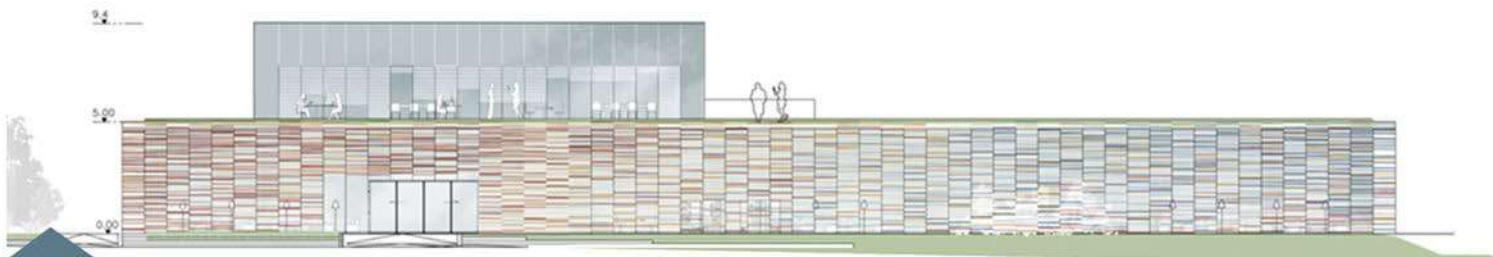
Le centre de la médiathèque est un patio végétalisé, de 10 mètres par 10 mètres, qui illumine les espaces intérieurs. Chaque espace possède sa propre lumière, lumière zénithale, lumière apportée par le patio central, lumière adoucie par une résille au nord pour une très grande clarté et lisibilité des espaces intérieurs. L'effet intérieur est celui d'une grande transparence et d'une grande simplicité dans l'accès aux ouvrages.

A l'environnement bruyant et actif du boulevard urbain, la façade Nord de la médiathèque est constituée d'une double peau qui évoque le travail minutieux de la broderie. L'histoire de la ville est indissociable de celui de la tapisserie de Bayeux. Cette tapisserie exceptionnelle a inspiré notre projet. Point après point, fil après fil, la broderie s'applique sur le tissu et forme les éléments sémiotiques de la tapisserie. La façade sur le boulevard est largement vitrée, mais elle est habillée d'une « peau filtrante » composée de tubes horizontaux en acier de 3 cm de diamètre et colorés dans les 8 teintes naturelles de laine de la tapisserie : Beige, marron, vert-bronze, bleu-noir et bleu-profonds, rehauts jaunes. Ce dispositif filtre les vues entre les espaces de lecture et le boulevard périphérique et contrôle les ambiances lumineuses à l'intérieur de la médiathèque.

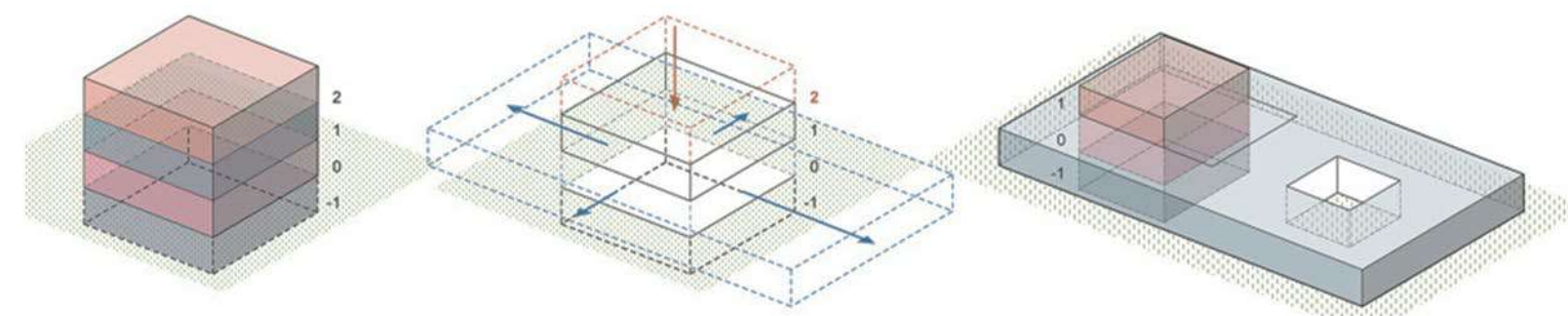


NORTH ELEVATION

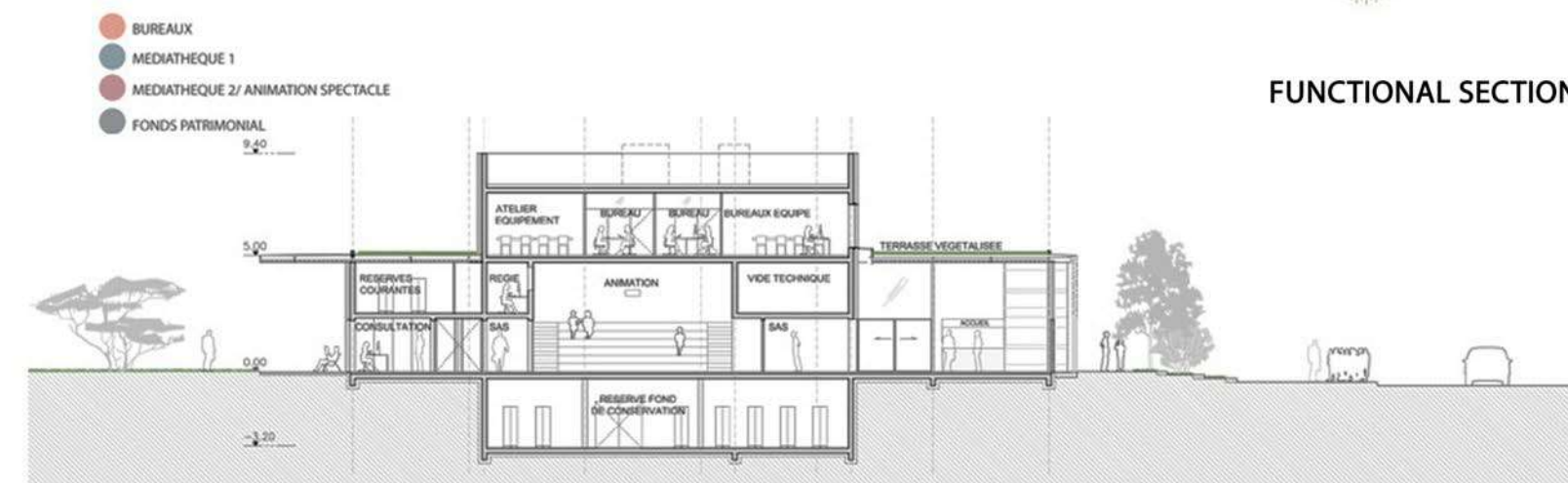
SUD ELEVATION



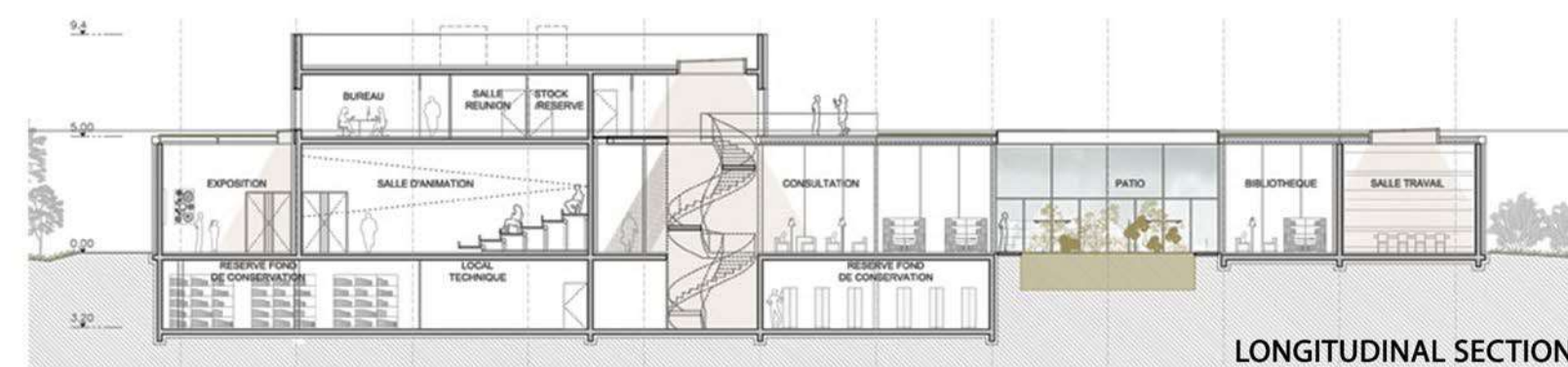
THE FORECOURT ON THE BY-PASS AND SOFT PATH NETWORKS



FUNCTIONAL SECTION

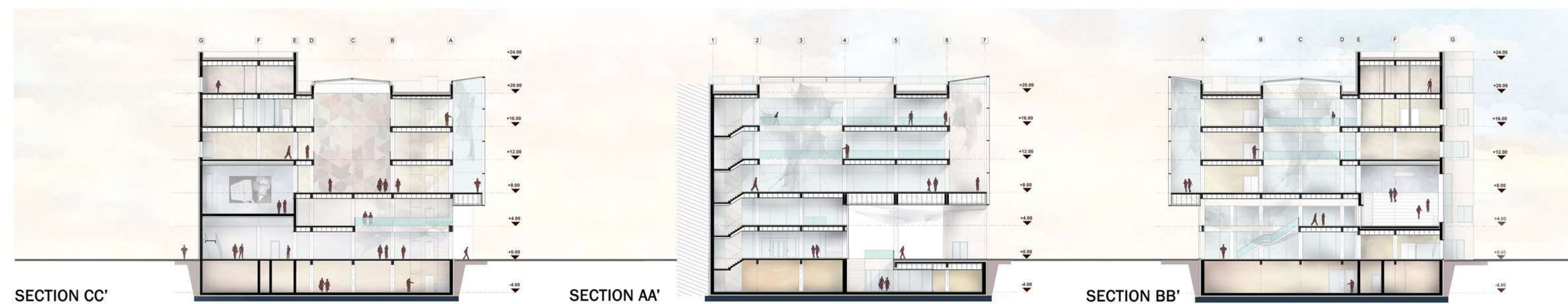


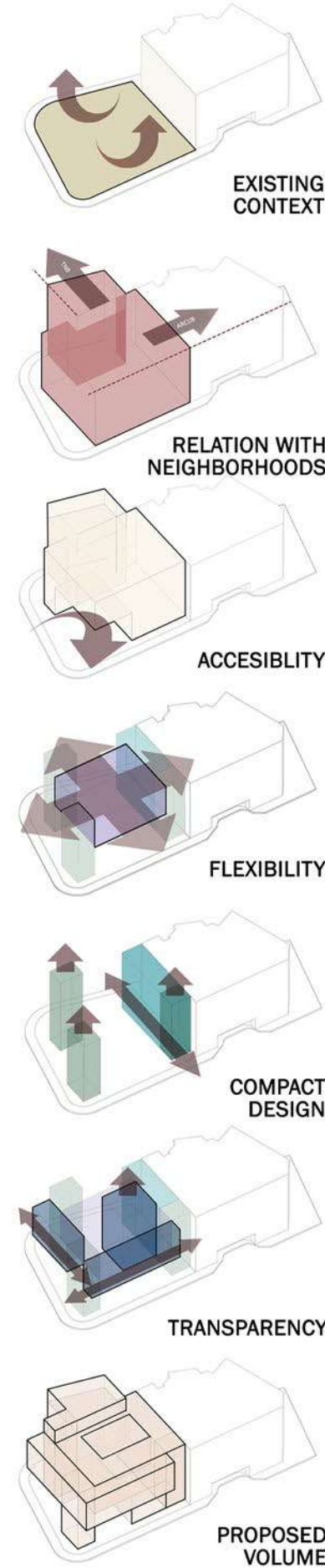


CROSS SECTION



LONGITUDINAL SECTION






In the context of the approach of the cultural development principles in Bucharest, I set out to create an Art and Architecture Center in order to develop and promote the architecture and art education and to raise awareness and knowledge of the values of architecture, design and art. Thus, the project started with the idea of creating a path that includes the route between the main university centers, the University of Architecture and Urbanism "Ion Mincu" Bucharest, the "Spiru Haret" University of Bucharest, the National University of Arts Bucharest, the Order of the Architects of Romania and the Union Architects from Romania, whose users will be assigned to the future building. Thus, some of the extracurricular activities of these universities and organisation, such as launching competitions, conferences, meetings with archi-

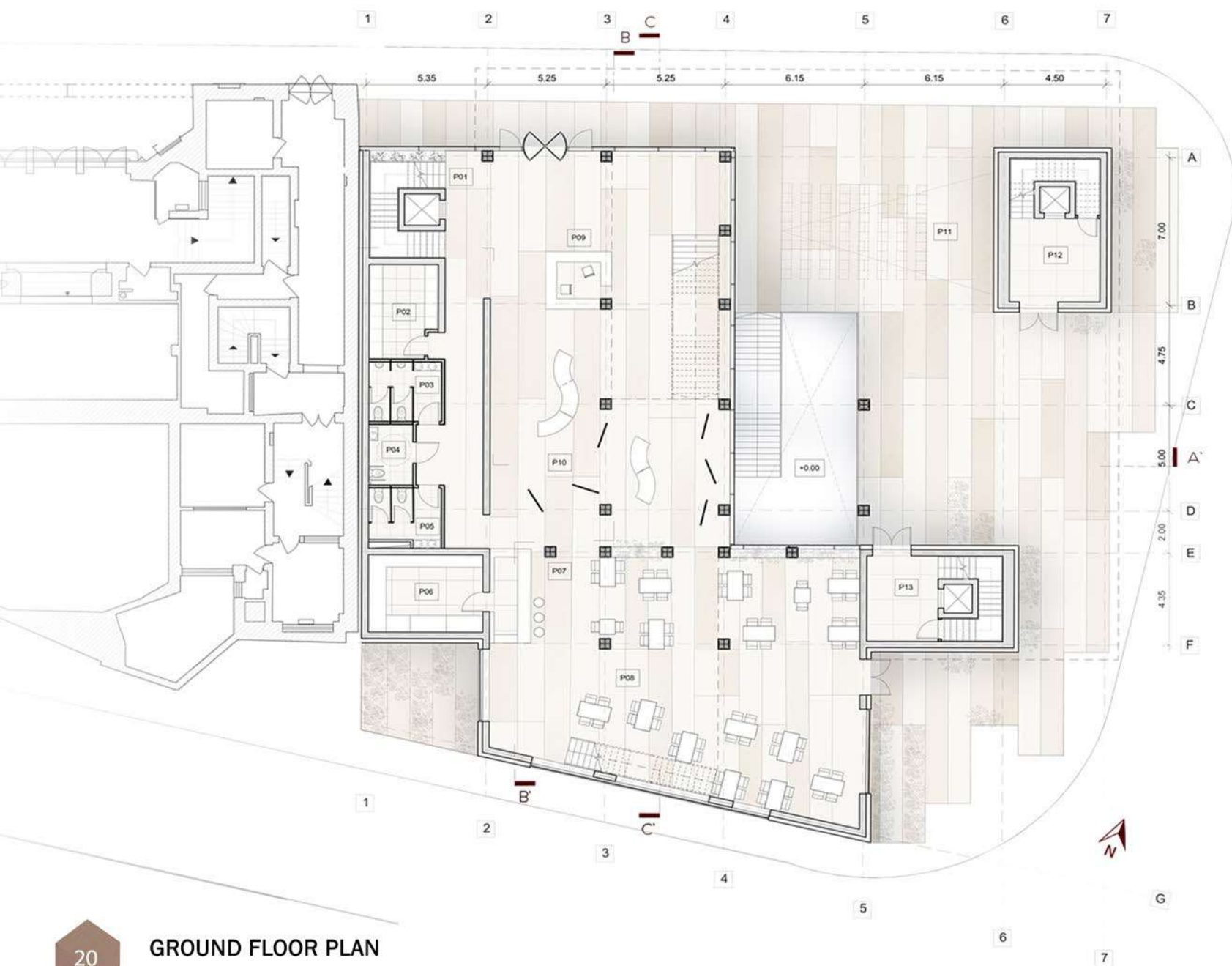
ects or artists, exhibitions, will be moved to this building. Here will also be exhibited works completed at the ceramics workshops, photography, graphics, furniture, crafts, drawings, etc. The project site is in the center of Bucharest, in an important historical and commercial area, close to the University Square - the city's major knot. It is located at the intersection of the Batistei and Tudor Arghezi streets, near the main university and cultural centers in the country, in an urban area accessible to public transport and other necessary services.

The idea of this project was to create a wide pedestrian circulation at the ground floor level and to solve very compact all vertical circulation and utilities in such a way as to create a broad central area for the activities in which all these elements diverge. Also, through broad, open and airy spaces, criteria such as flexibility, accessibility, visibility, transparency are emphasized, which are the important aspects on which the concept of the project is based.

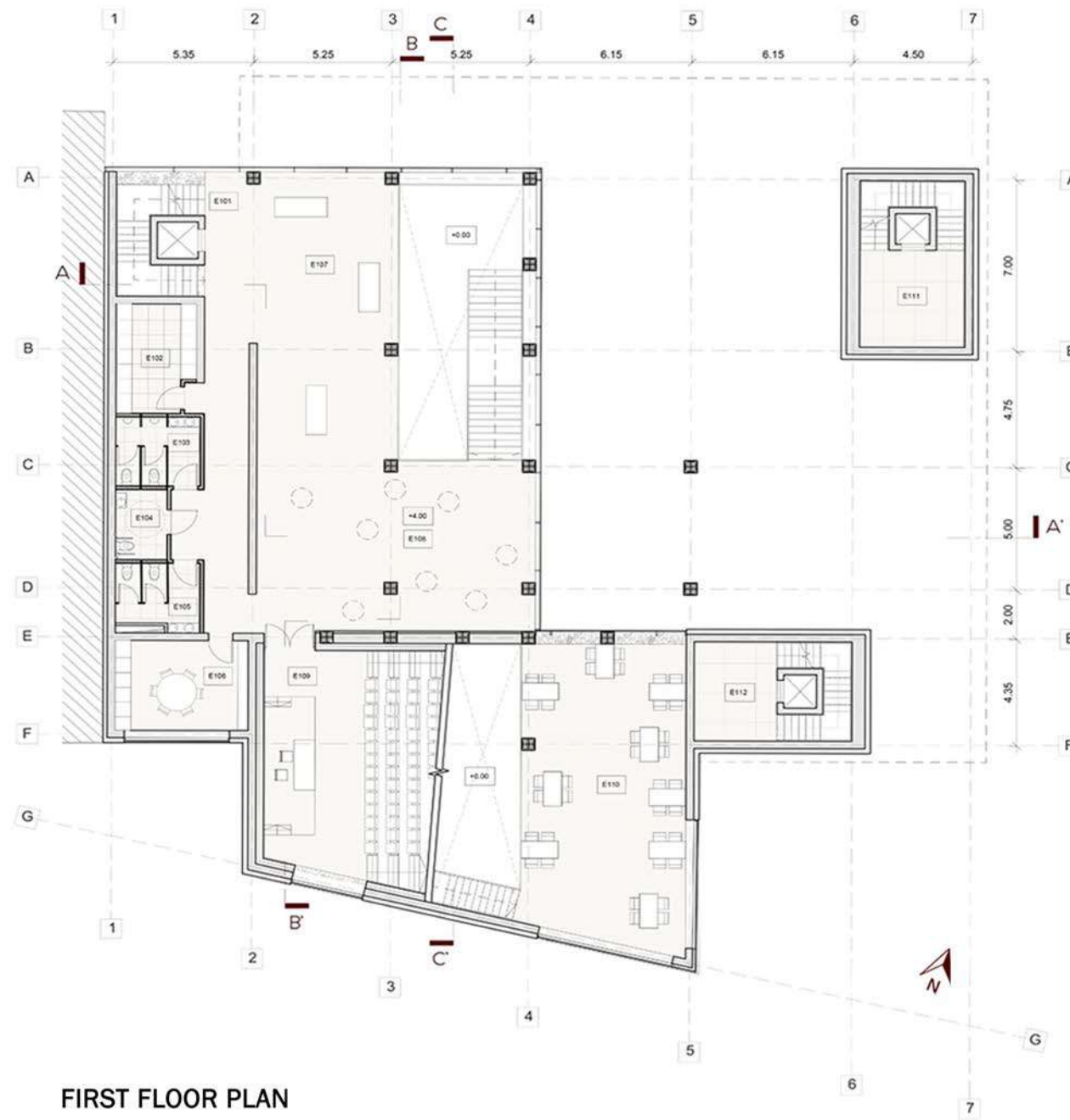


EST ELEVATION

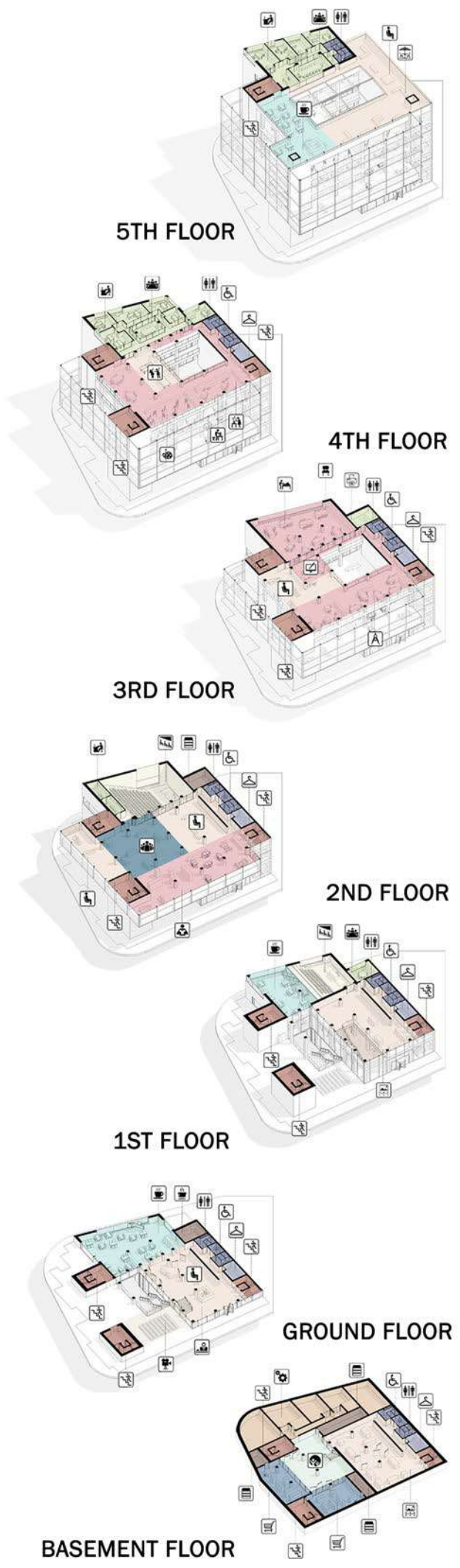
NORTH ELEVATION



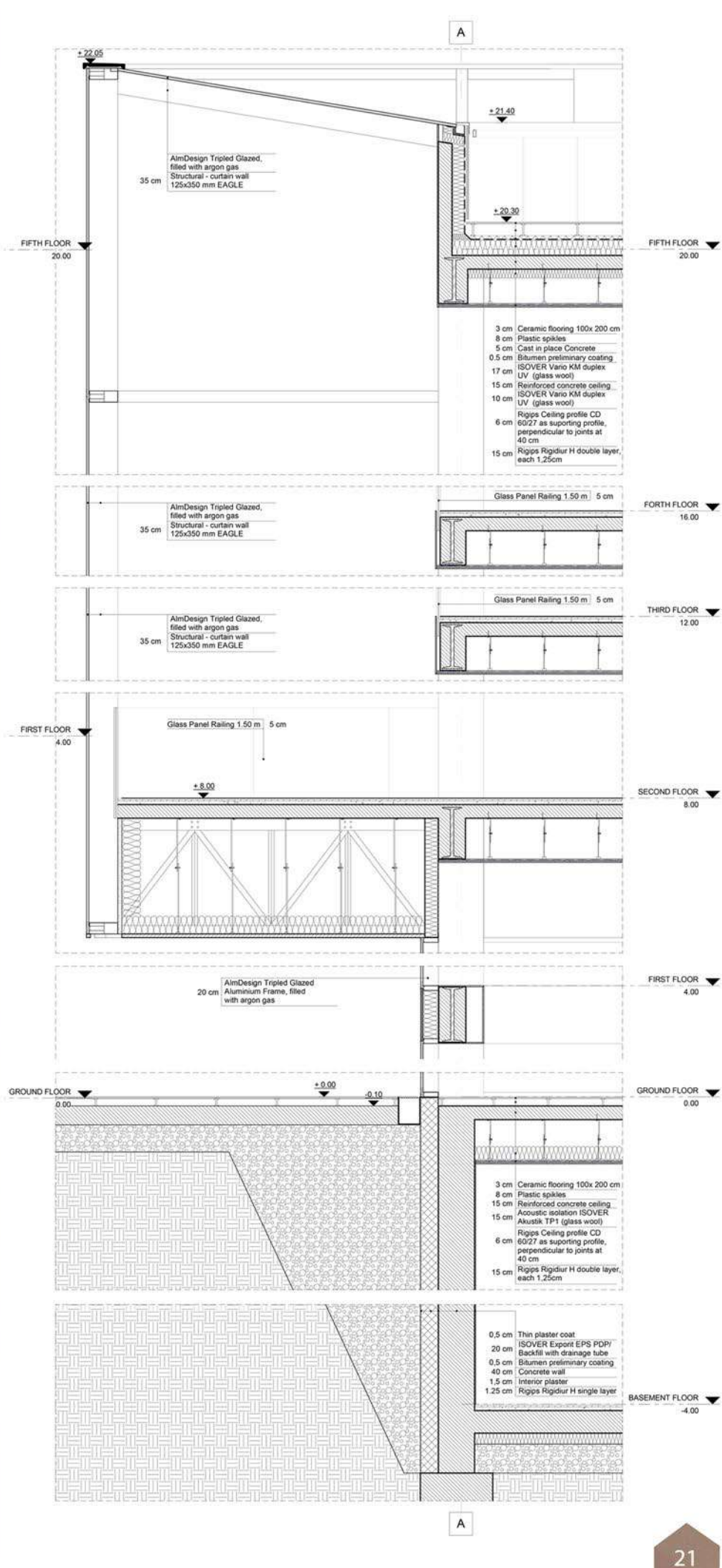
GROUND FLOOR PLAN



FIRST FLOOR PLAN



BASEMENT FLOOR

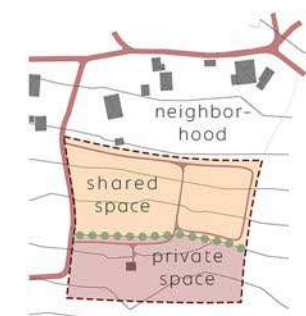


21



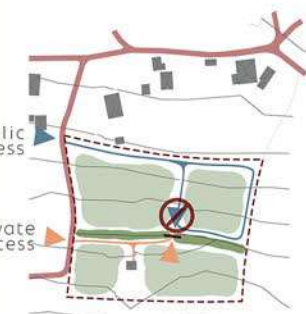
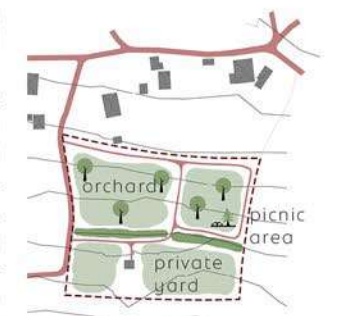
EXTERIOR VIEW

## COMMUNITY INTEGRATION



**SHARED/ PRIVATE SPACE**  
While promoting community integration, the purpose of the project is also to respect the need for privacy and personal space. In our project, the shared space is delimited from the private space by a green strip and by the topography of the place.

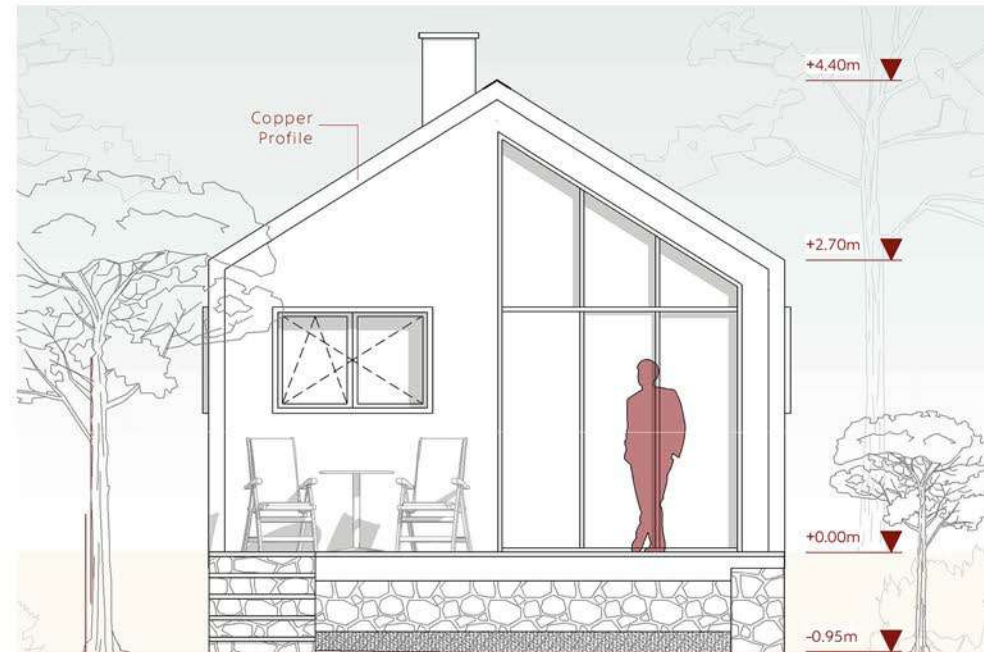
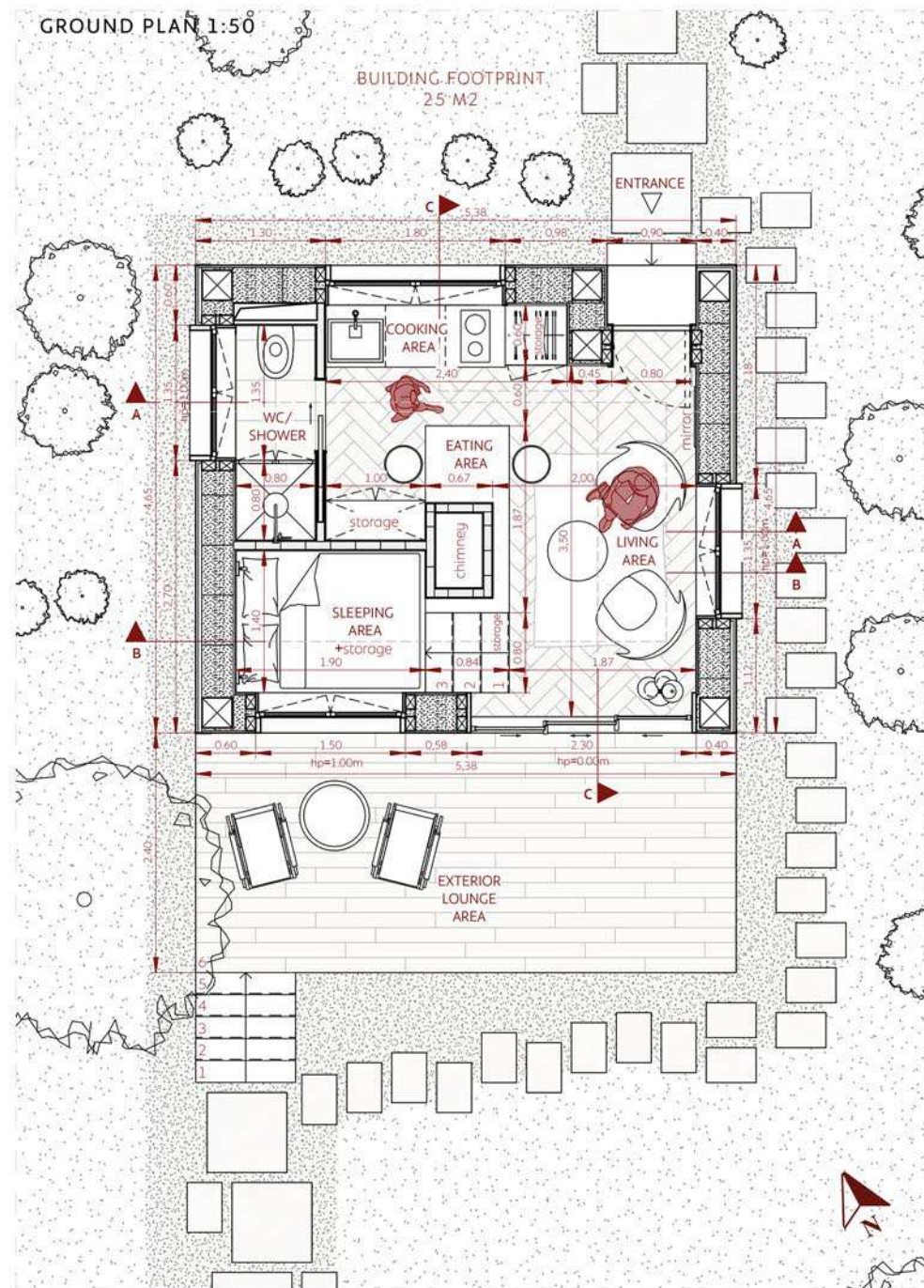
**GREEN SPACE**  
By providing shared green spaces, like an orchard and picnic area, our project brings residents together for fruit picking and promote social cohesion, support mutual aid and enhance overall quality of life for residents. Trees, shrubs and other vegetation act as natural air conditioners, reducing temperatures, blocking solar radiation and improving air quality.



**CIRCULATIONS**  
Circulation pathways to the yard are designed to provide easy and direct access from the main road. The accesses to private and public spaces are separated, so as not to compromise the privacy. While the resident family can have access to the orchard, public access is prohibited to the family yard.

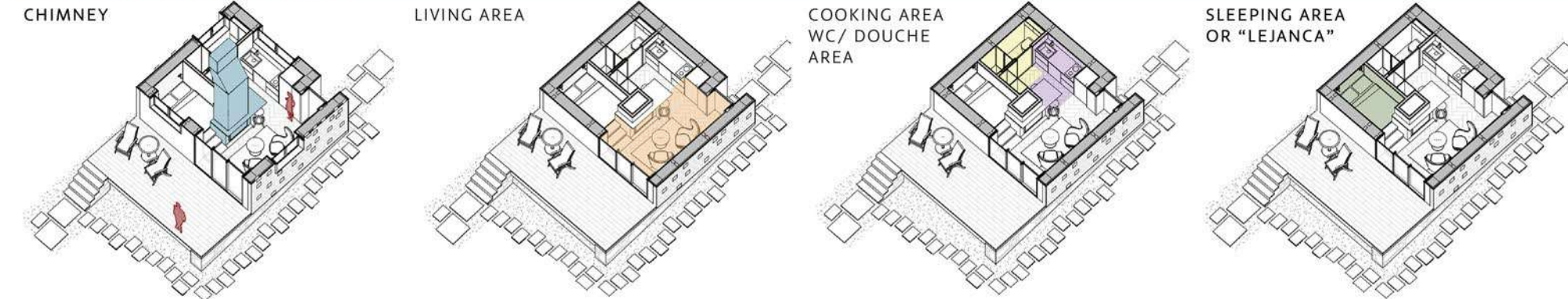
## NEIGHBORHOOD CONTEXT

The architectural neighborhood context of the project is shaped by its integration into the local vernacular, with design elements and construction techniques that are adapted to suit the region's specific environmental conditions and cultural preferences. The context is also characterized by a strong sense of belonging and interconnectedness among residents. Neighbors often rely on one another for social support, childcare and assistance with agricultural and construction tasks, creating a tight-knit community where everyone looks out for each other.



SOUTH-WEST ELEVATION 1:50

## FUNCTIONAL SCHEMAS



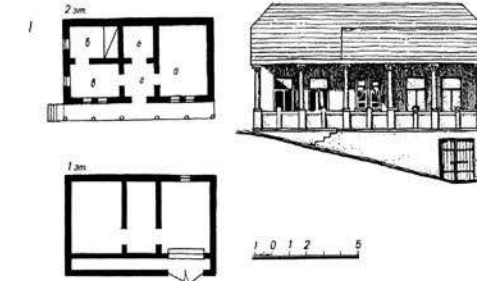
In traditional Moldavian houses, the chimney hold cultural significance as symbols of hearth and home. They are usually located at the center of the house and they are important to family life, providing warmth, comfort and a gathering place for loved ones.

The living area is a multi-functional space used for activities such as dining, socializing and relaxation. It is located nearby a central fireplace and is designed to maximize natural light and ventilation. Large windows are placed to allow sunlight to enter the space, creating a bright and airy atmosphere.

In traditional Moldavian houses, the cooking area is situated adjacent to the living area and dining space. The cooking area is a vital and cherished part of the home. The WC and douche area is separate, borrowing the kitchen sink for face, hand and teeth washing.

The "lejanca" holds a special place as a traditional seating and sleeping structure, that it is deeply ingrained in Moldavian culture. During the day, it functions as a seating area for socializing or relaxing. At night, it transforms into a sleeping space.

## EDUCATIONAL AND SOCIAL AWARENESS COMPONENT

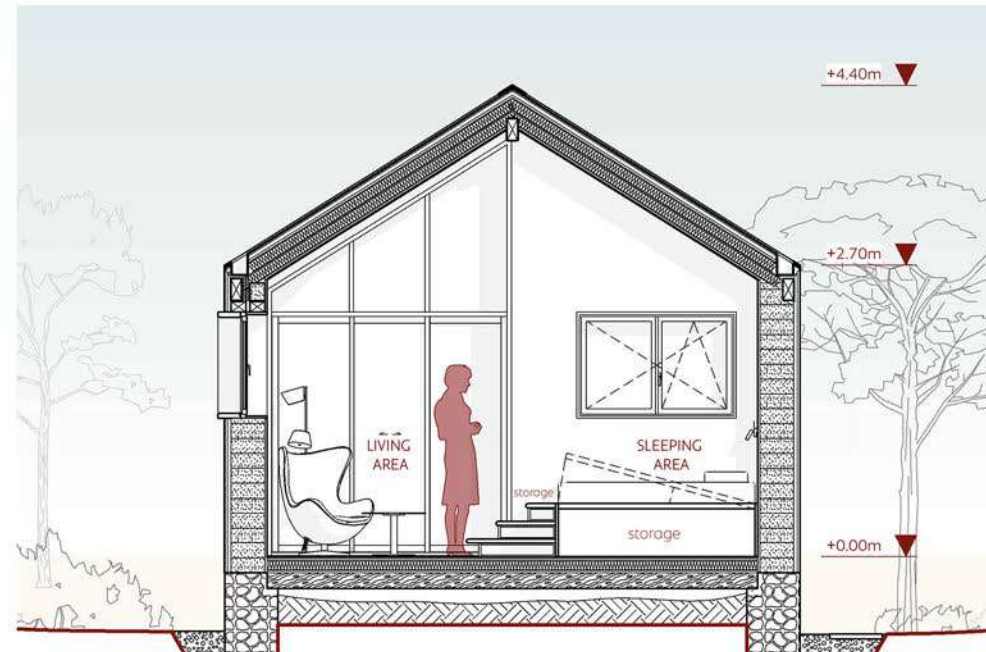


Our project will be open to the public for educational programs that highlight various aspects of sustainable living, cultural heritage and community building. These programs will be tailored to different audiences, including school groups, tourist and local residents.

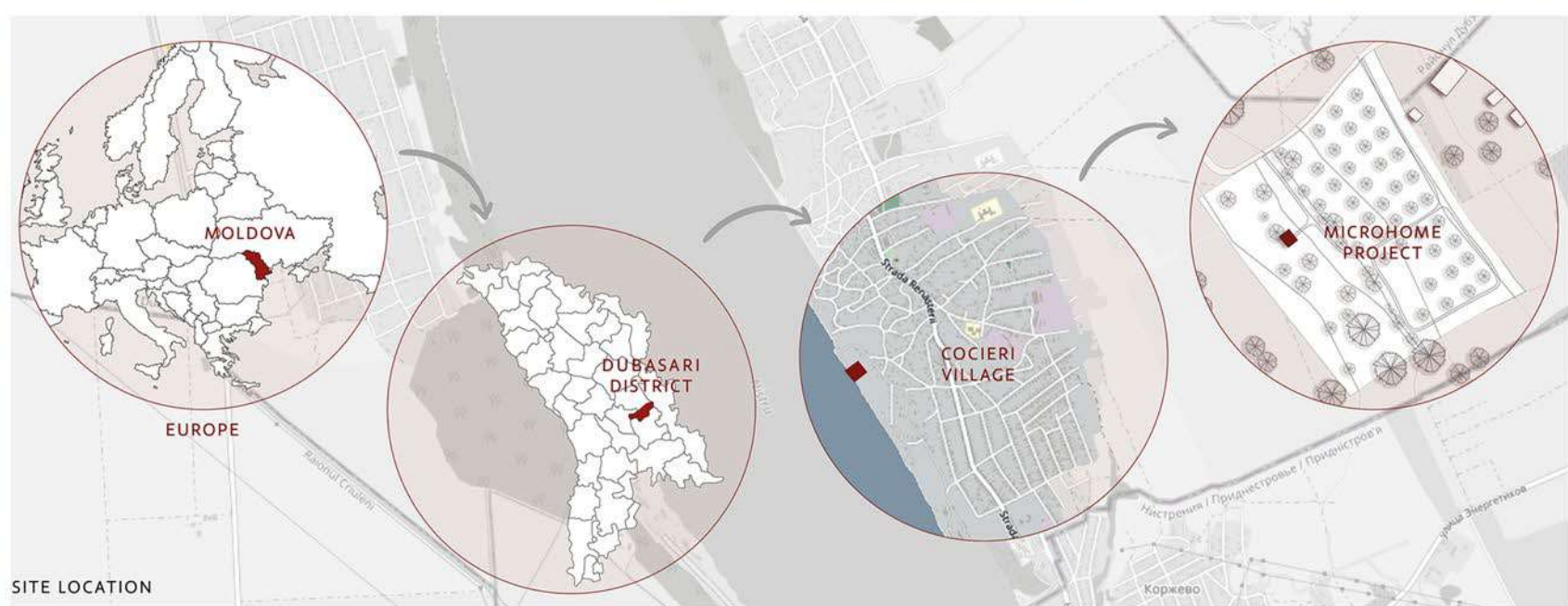
Our project incorporate sustainable building materials and design principles that can educate others about environmentally friendly building techniques and inspire them to adopt similar approaches in their own homes.

Building a house similar to traditional Moldavian houses can raise community awareness about Moldavian culture, history and traditions.

The most important social awareness of community is that they should build smaller houses like their ancestors did. Because they have a lower environmental impact, consume less energy for heating and cooling and they are often more affordable to build and maintain, they require less land, fewer materials and lower utility costs, making them accessible to a broader range of people.



SECTION BB 1:50



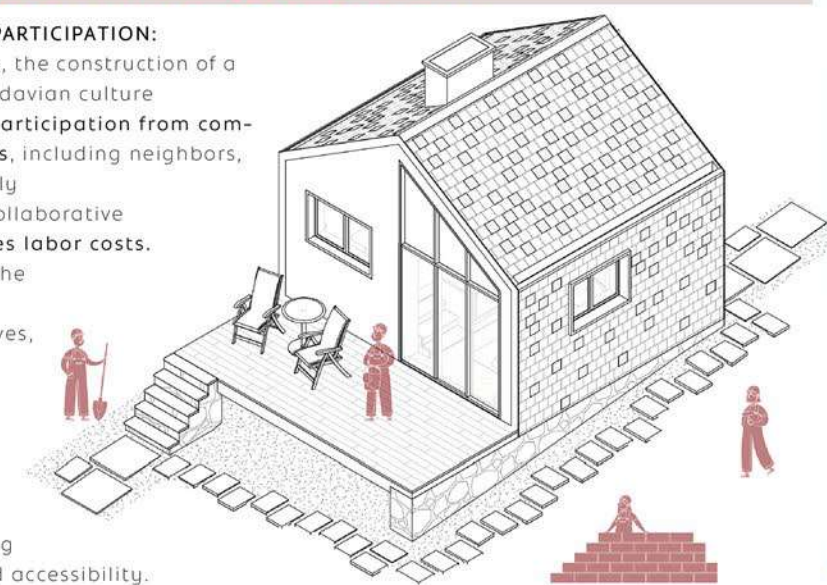
SITE LOCATION



## AFFORDABILITY AND ACCESSIBILITY

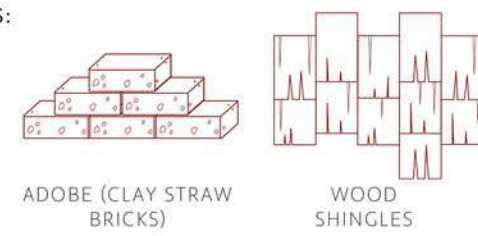
### COMMUNITY PARTICIPATION:

In many cases, the construction of a house in the Moldavian culture involves active participation from community members, including neighbors, friends and family members. This collaborative approach reduces labor costs. By engaging in the construction process themselves, individuals gain valuable skills and knowledge that can be applied to future projects, further enhancing affordability and accessibility.



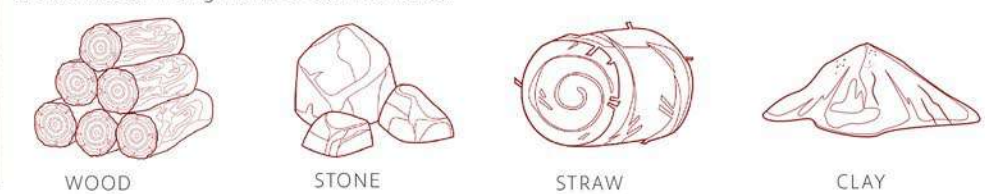
### COST-EFFECTIVE CONSTRUCTION METHODS:

The project employs cost-effective construction methods that utilize locally available materials and labor. Adobe walls (clay and straw brick), wooden structure, facade and roof of wooden shingles, which are relatively inexpensive, environmentally friendly, renewable and easily replaceable materials.

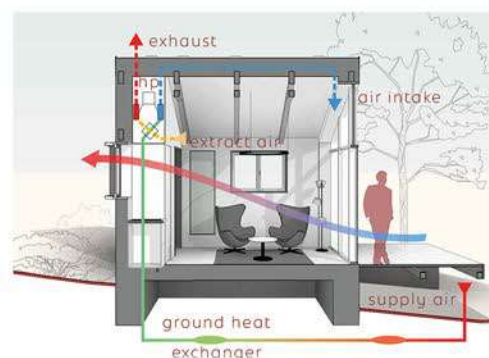


### LOCALLY SOURCED MATERIALS:

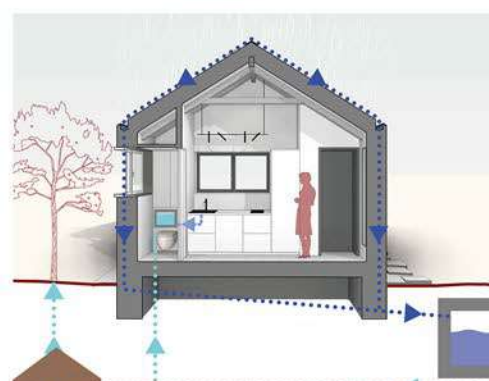
The construction of a house in Moldova relies heavily on locally sourced materials such as timber, clay and thatch. By utilizing materials that are readily available within the community, construction costs are minimized and transportation-related expenses are reduced. This makes houses more affordable and accessible to residents, particularly those in under-served or marginalized communities.



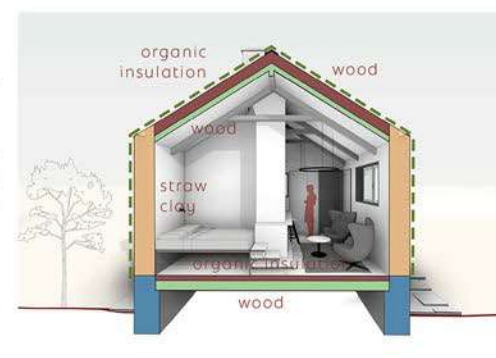
## SUSTAINABILITY AND ENVIRONMENTAL IMPACT



**NATURAL VENTILATION:** We have implemented natural ventilation because it is energy-efficient, cost-effective, improve indoor air quality and enhance comfort.



**MECHANICAL VENTILATION WITH HEAT RECOVERY (MVHR):** MVHR systems will recover heat lost during ventilation, resulting in lower heating and cooling energy consumption and reduced utility bills. It will provide filtered ventilation and will remove pollutants, allergens and excess moisture from indoor air.



**LOCALLY SOURCED, NATURAL MATERIALS:** They have a minimal environmental impact because they rely on locally available, renewable and reusable materials with low transportation costs.



**GREY WATER RECYCLING:** The purpose of the project is to recycle greywater from sink and shower. The greywater recycling system will filter and treat greywater before it is reused, reducing water consumption and minimizing wastewater discharge into the environment.

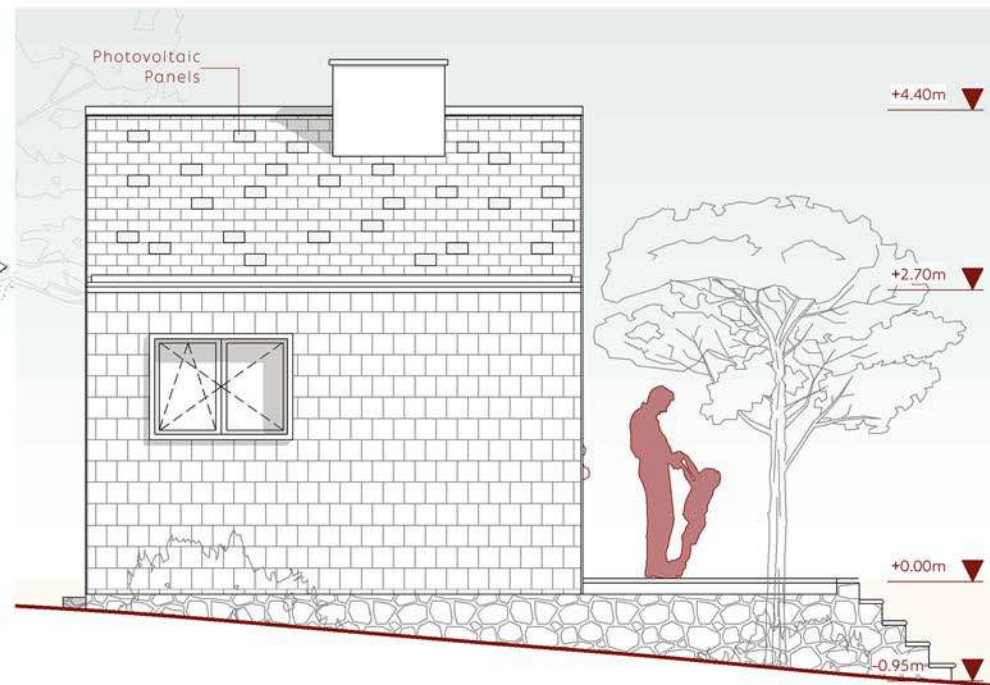
**RAINWATER HARVESTING:** We have implemented in our project rainwater harvesting system to collect rainwater from the roof and store it for non-potable uses such as irrigation and toilet flushing.

**WASTE REDUCTION AND RECYCLING:** We implemented waste reduction strategies during construction and long-term maintenance of the house by minimizing construction waste, recycling materials and composting organic waste.

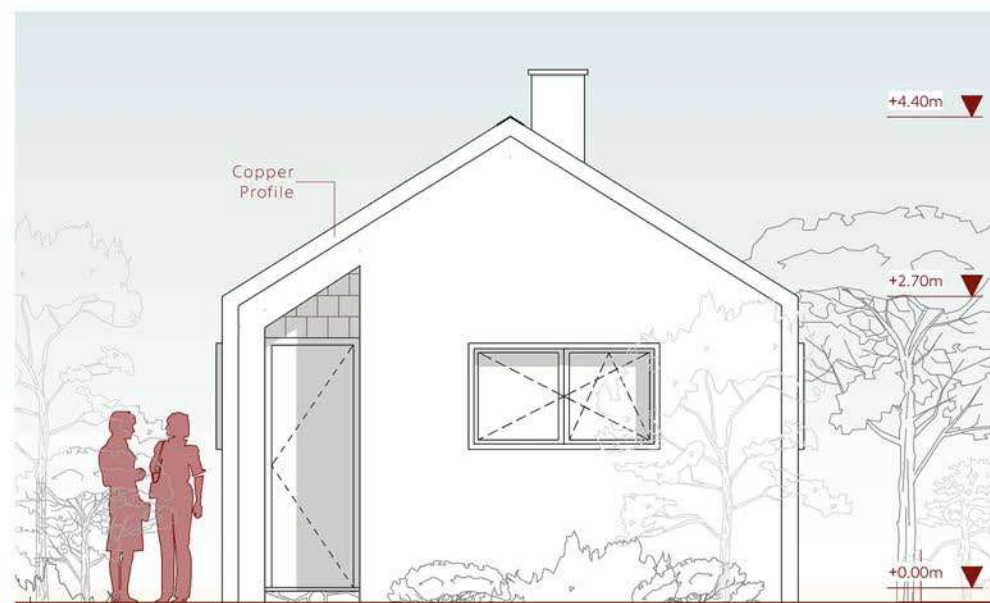
**RENEWABLE ENERGY SYSTEMS:** We integrated solar panels on the roof and on the facades to generate electricity for the house.

**THERMAL MASS:** The brick chimney have the ability to absorb heat during the day and release it slowly at night, helping to stabilize indoor temperatures and improve energy efficiency.

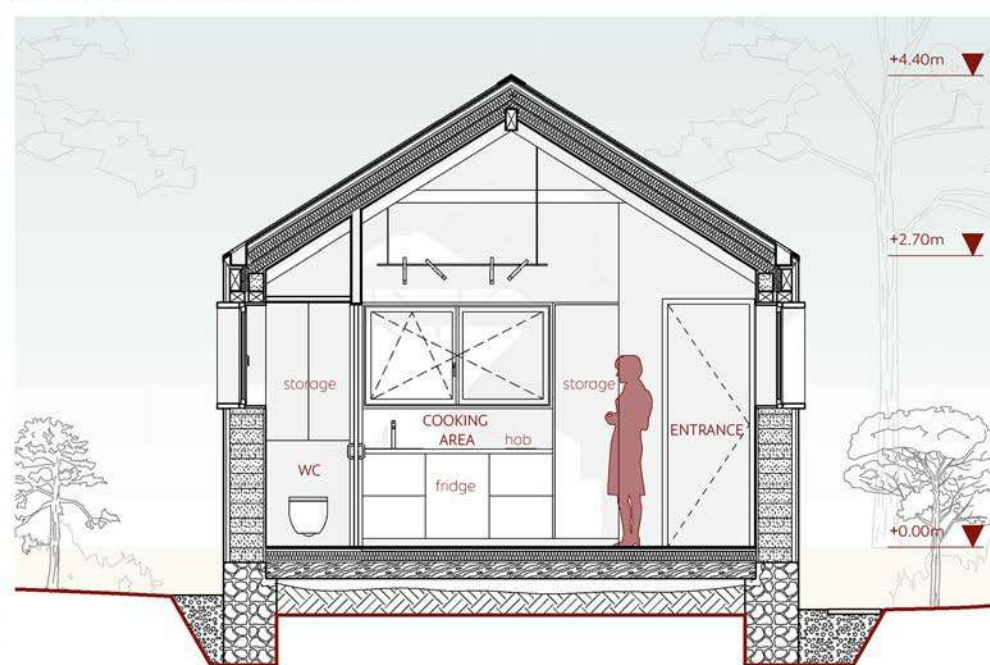
**SUSTAINABLY SOURCED FIREWOOD:** The purpose is to use a sustainable alternative to traditional firewood, using agricultural residues such as crop waste, straw, corn cobs, dried stalks or biomass pellets.



NORTH-WEST ELEVATION 1:50



NORTH-EAST ELEVATION 1:50



SECTION AA 1:50



## ADAPTABILITY AND SCALABILITY



The project is designed to be adaptable to similar to Moldavian climate environmental conditions and functional requirements. This flexibility ensures that the house remains suitable for a diverse range of income levels and family sizes.

- Microhome for a family of 2 people
- Microhome for a family of 3 people
- Microhome for a family of 4 people
- Microhome for a family of 5 people

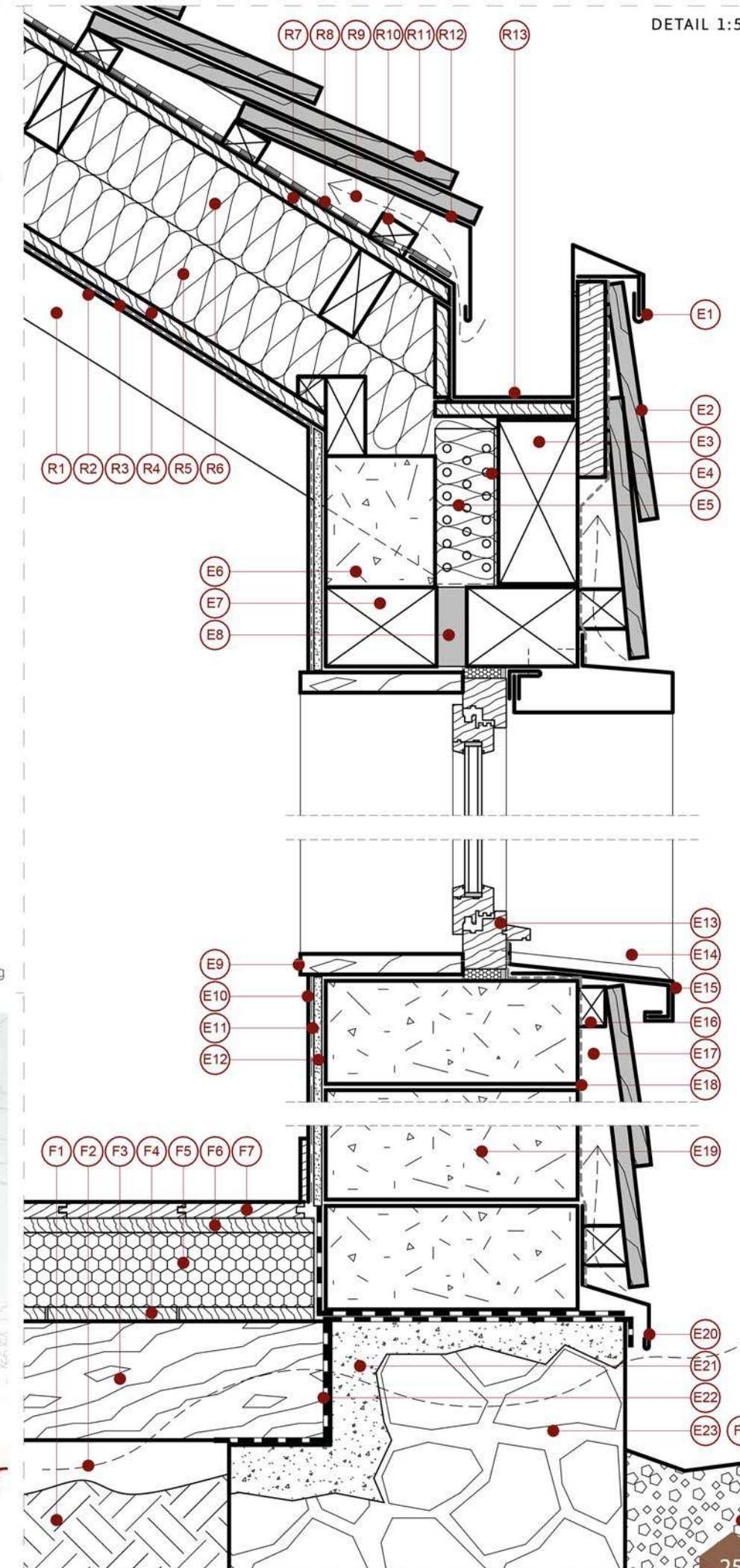
**MODULARITY:** The microhome represents a module that can be easily replicated and assembled to create larger structures or communities. It is highly versatile and adaptable to diverse contexts.

**LOCAL MATERIALS:** By leveraging local materials such as timber, clay, and thatch, the microhome can be replicated in various regions without relying on expensive or imported building materials, that reduce construction costs.

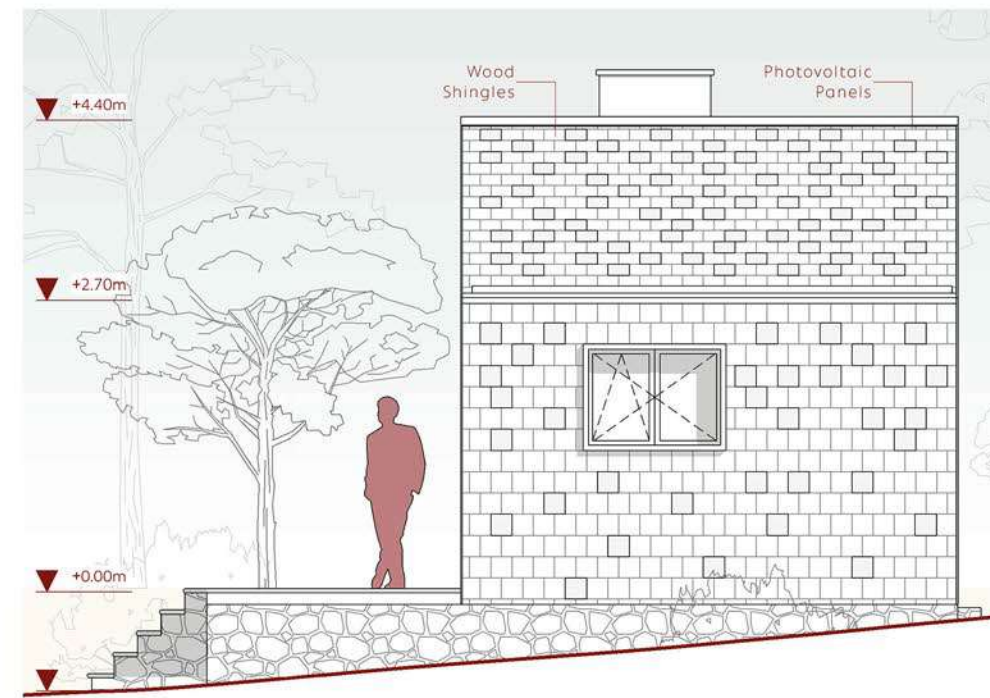
**SCALABILITY:** The house is scalable, allowing for the creation of microhome communities of varying sizes and densities. Whether clustered together in a village setting or dispersed across a rural landscape, they can be arranged to accommodate different population densities and social dynamics.

## LEGEND OF DETAIL 1:5

- R1 - Rafter
  - R2 - Plaster Clay
  - R3 - Vapour Control Layer
  - R4 - Open Mesh Fixed on Laths
  - R5 - Insulation Between Rafters
  - R6 - Battens Fully Filled With Insulation
  - R7 - Deck
  - R8 - Eave Protection
  - R9 - Air Circulation Cavity
  - R10 - Spaced Sheathing
  - R11 - Wood Shingles
  - R12 - Metal Drip Edge
  - R13 - Gutter
- E1 - Drip Edge
  - E2 - Wood Shingles Siding
  - E3 - Wood Beam
  - E4 - Rafter Connector
  - E5 - Insulation Between Rafter Connector
  - E6 - Light Adobe Brick
  - E7 - Header
  - E8 - Rigid Insulation
  - E9 - Stool
  - E10 - Finish Coat Clayplaster
  - E11 - Open Mesh on Top of Vapour Control Layer
  - E12 - Base Coat Clayplaster
  - E13 - Window
  - E14 - Cooper Profile
  - E15 - Cooper Sill
  - E16 - Spaced Sheathing
  - E17 - Air Circulation Cavity
  - E18 - Water Resistant Barrier
  - E19 - Light Adobe Brick
  - E20 - Edge Drip
  - E21 - Bituminous Membrane
  - E22 - Mortar Leveling and Reinforcing Layer
  - E23 - Field Stone in Cement Mortar
- F1 - Compacted Soil
  - F2 - Ventilated Void
  - F3 - Timber Beam
  - F4 - Floor Boards
  - F5 - Rigid Foam Insulation
  - F6 - Plywood Base
  - F7 - Hard Wood Strip Flooring



DETAIL 1:5



SOUTH-EAST ELEVATION 1:50



SECTION CC 1:50

# ISOVER MULTI COMFORT HOUSE

CO-WORKER: RADU UNGUREANU

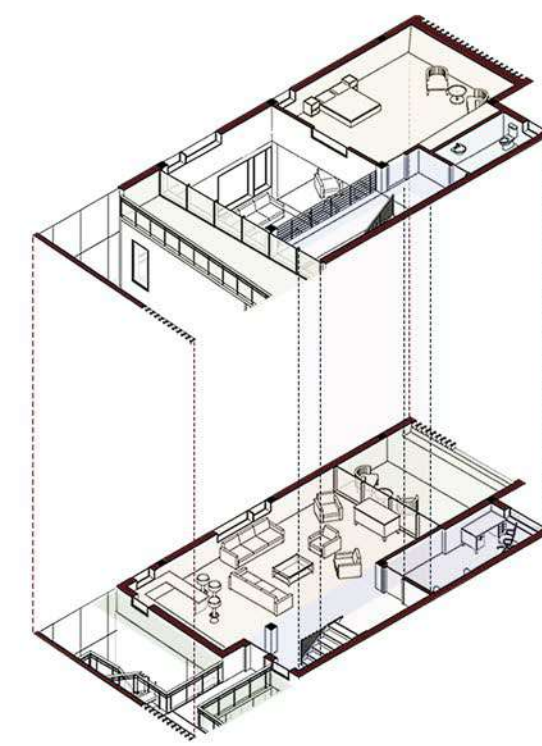
BREST, BELARUS / 2016

08

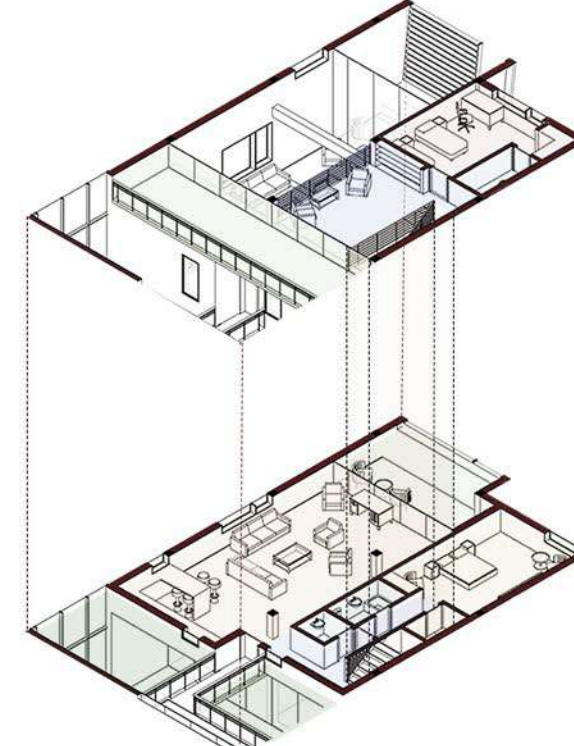


## LEGEND:

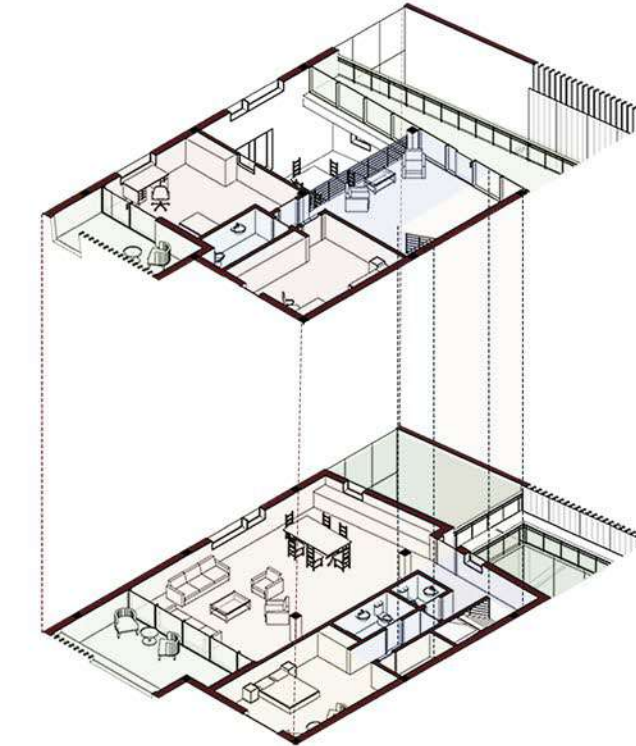
- LIVING ROOM + KITCHEN
- MATRIMONIAL BEDROOM
- CHILDREN'S BEDROOM
- GREEN BALCONIES
- COMMON GREEN SPACE
- OFFICE
- BATH
- STAIRS
- HALL



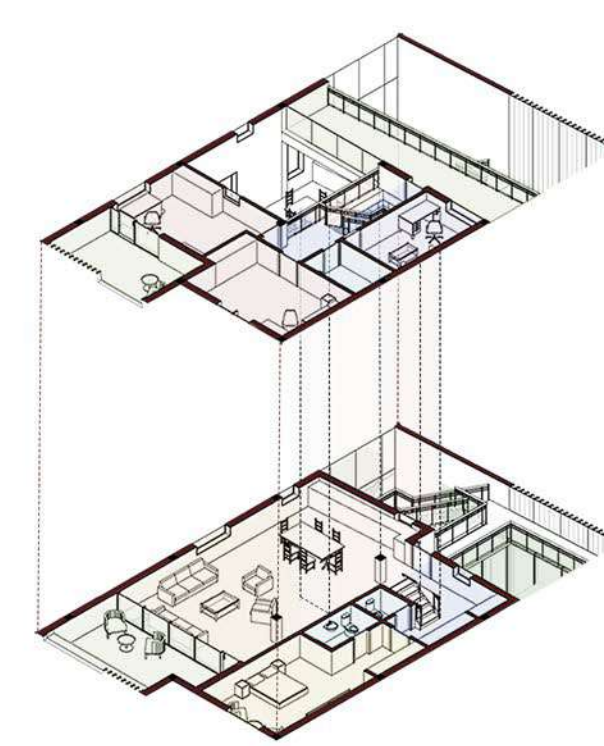
2 ROOM APARTMENT



3 ROOM APARTMENT

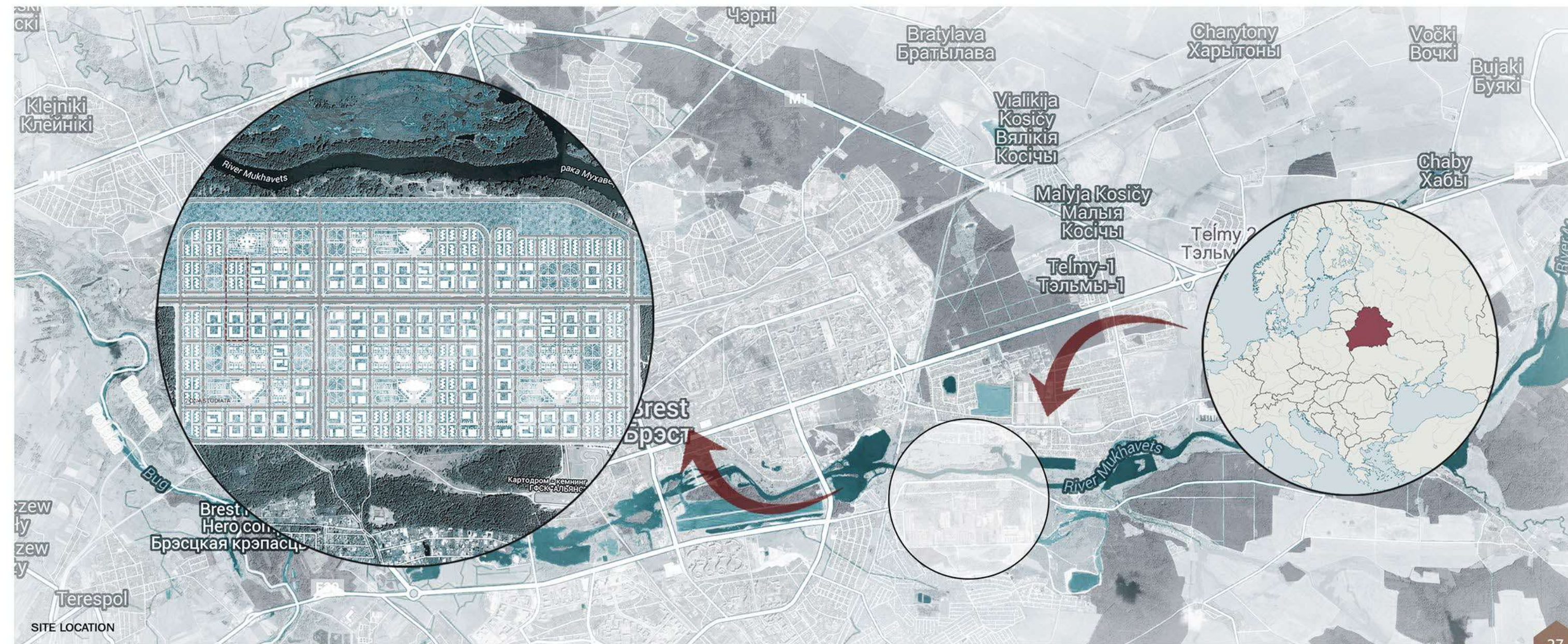


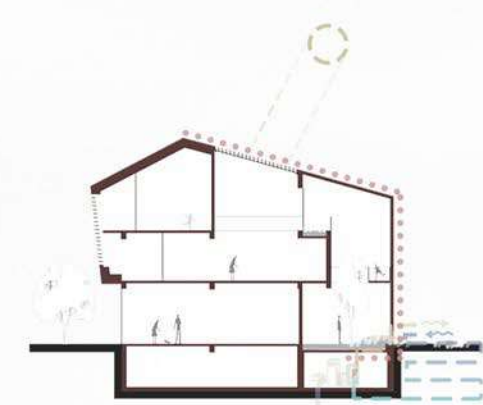
4 ROOM APARTMENT



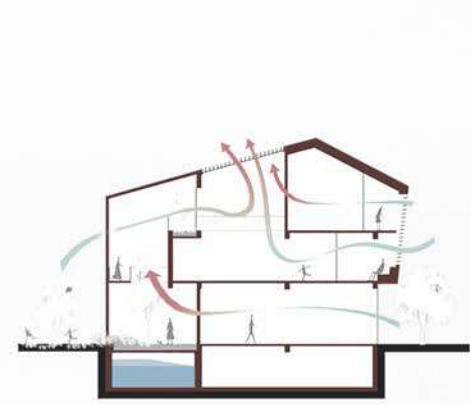
5 ROOM APARTMENT

## APARTMENT'S TYPOLOGIES

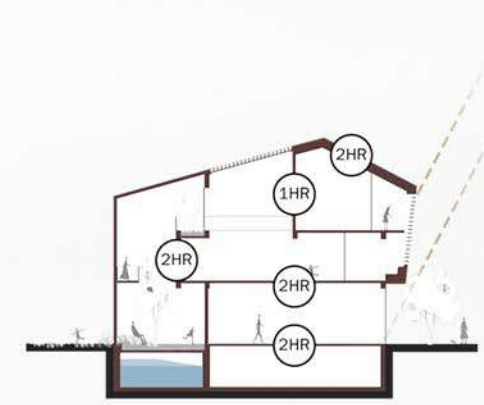




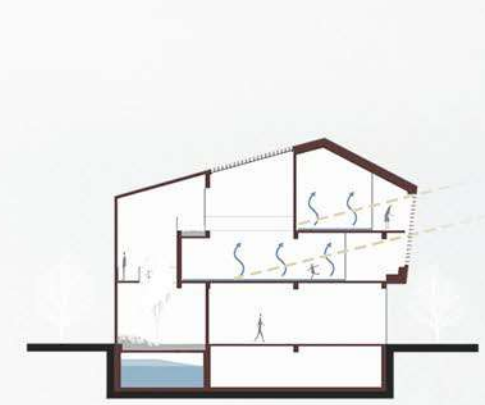
PHOTOVOLTAIC ROOF PANELS  
GEOTHERMAL / GROUND-AIR HEAT EXCHANGER



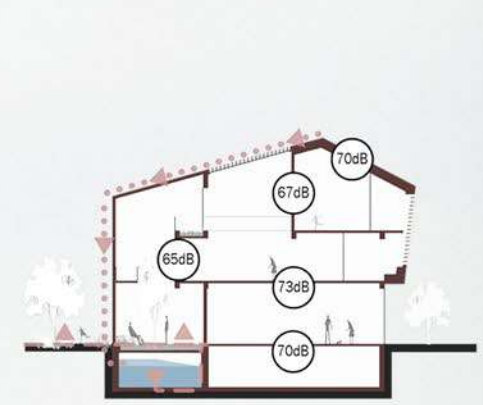
CONTROLLED MICROCLIMATE  
NATURAL VENTILATION



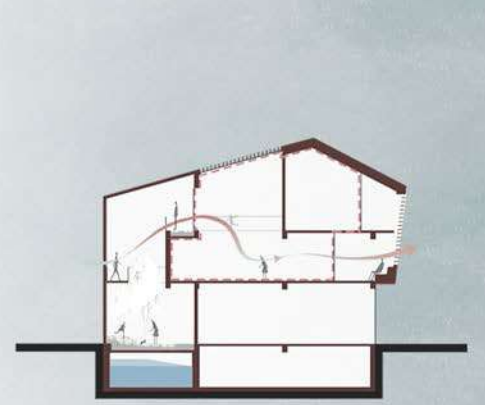
SUSTAINABLE COMMUNITY  
FIRE SAFETY  
SHADING



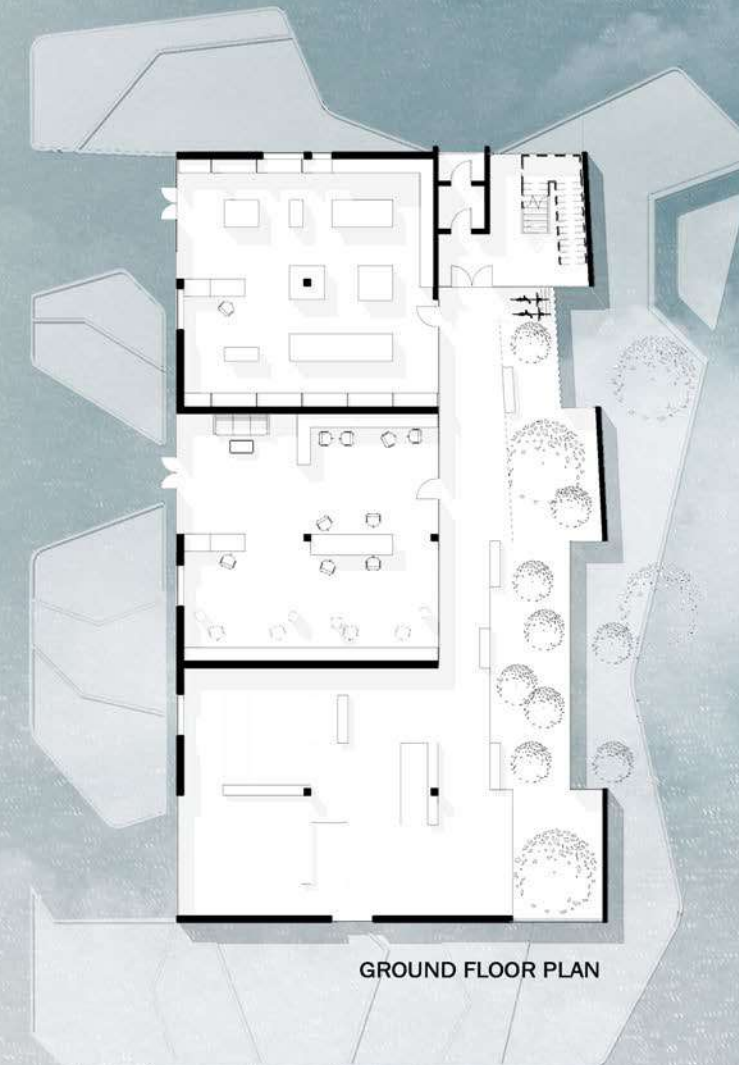
DAYLIGHT  
THERMAL MASS



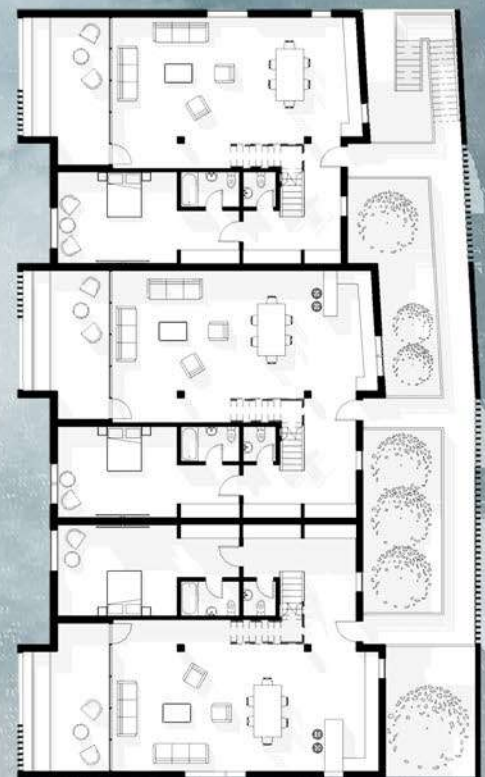
ACOUSTIC COMFORT  
GREY WATER RECYCLING  
RAIN WATER COLLECTION



AIRTIGHT ENVELOPE  
GREEN HOUSE / CLEAN AIR  
PASSIVE HEATING / COOLING



GROUND FLOOR PLAN



SECOND FLOOR PLAN



THIRD FLOOR PLAN



EAST-WEST SIDE  
VERTICAL LOUVRES

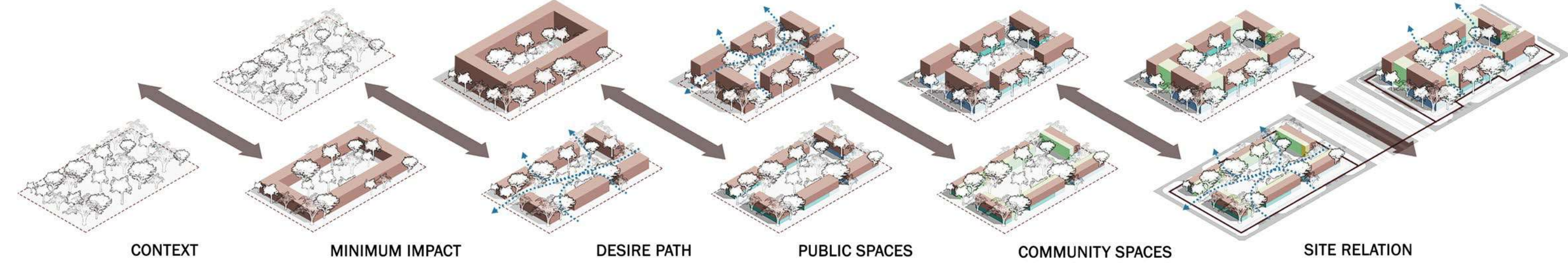
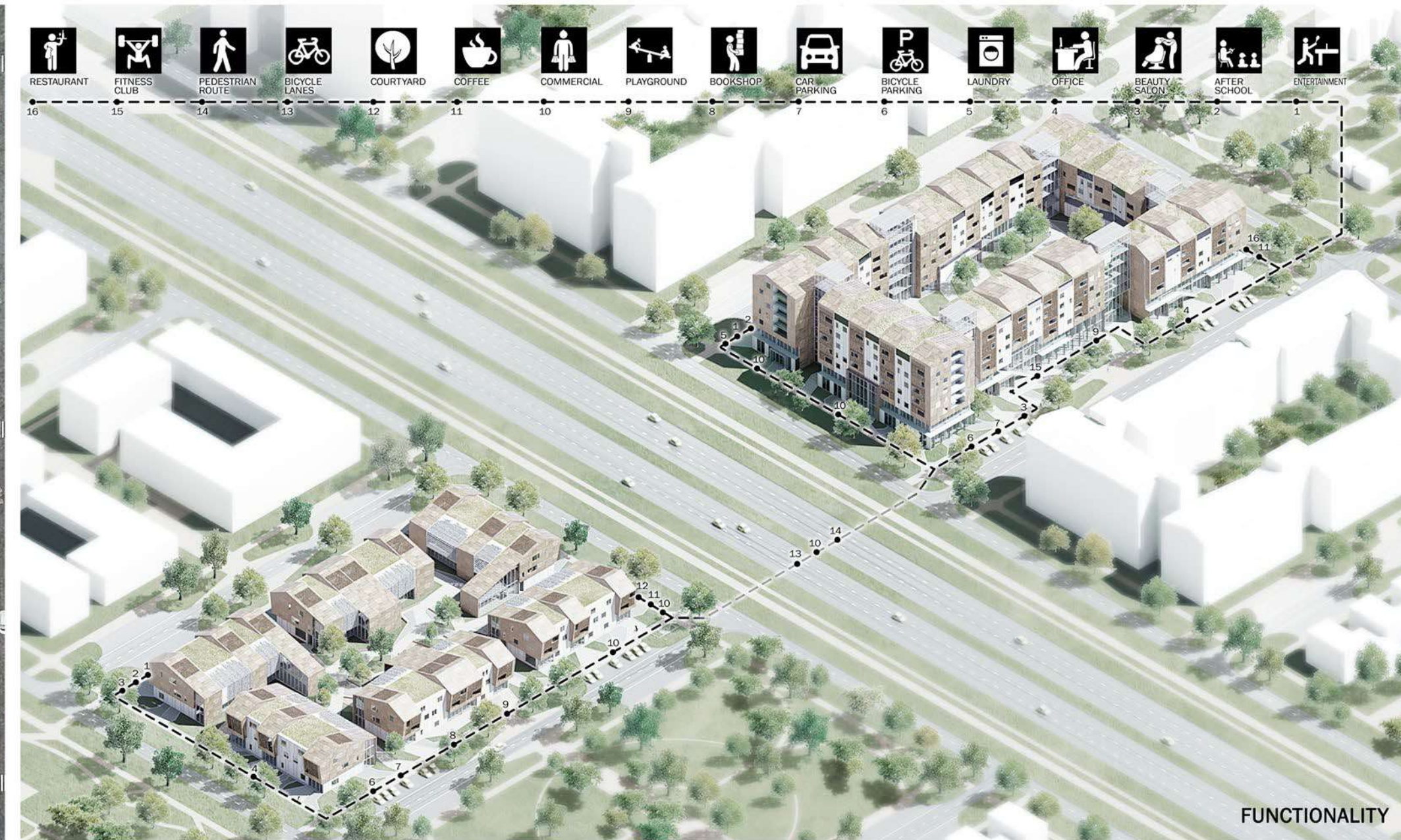
SOUTH SIDE  
HORIZONTAL  
LOUVRES

MVHR



RAIN WATER COLLECTION





In my project I try to create a sustainable community with a strong social implication and local identity. So, I have created houses and spaces in which I try to achieve the harmony between human environment and nature. The project is based on 3 main ideas: natural environment, integrated community and sustainable principles.

The site is located in an area dominated by the nature, nearby the river Mukavets. Being inspired by local architecture and natural environment, I choose to keep as much as possible from the existing ambience.

The public functions are grouped to create a functional continuity and to connect with the main street. Semi-public functions are placed in more protected areas, far from city disturbance. Here can be found restaurants, fitness club, commercial spaces, playgrounds, after school and entertainment spaces.

Sustainable principles are applied to increase the energy efficiency, safety and comfort degree of the house, also for usage of unconventional energy sources and recycling natural resources. All this was designed to create a sustainable community and to reduce house impact on the environment.

During the winter the buildings are using solar and geothermal energy for providing house comfort. During the summer the buildings are protected from overheating by using active systems and passive design principles. To protect common spaces we used mobile shading systems and adaptable aluminium blades.

In my project I created a residential complex that offers a pleasant and diverse ambience, where the relation between community and nature is inevitable and vital.

I believe that sustainability is not only about ecological and energy efficient house, but it's also about the way in which people coexist with nature and let it be a part of their lives.





# CHÂTEAU DE LA MOTHE-CHANDENIERS

CO-WORKER: RADU UNGUREANU

LES TROIS-MOUTIERS, FRANCE / 2019

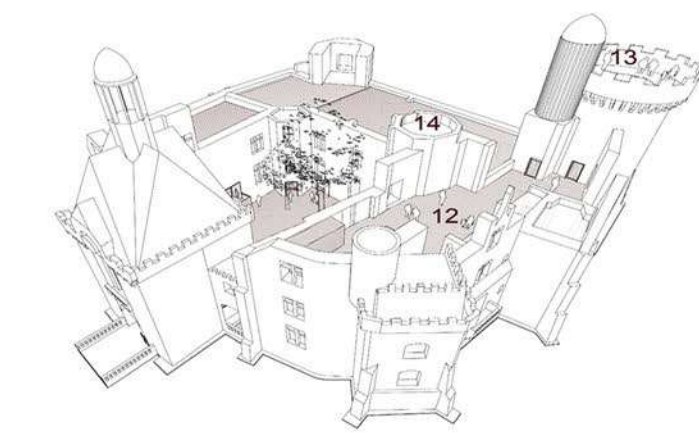
09

The site has a great charm through its overall features and especially the water. In order to highlight and to make them accessible and visible, is proposed a path, called the "Chandeniens Secret Path". This path covers the entire surface of the ensemble and is designed to be interactive. To discover the secrets of both terrestrial and aquatic surfaces, the proposed circuit always touch the water.

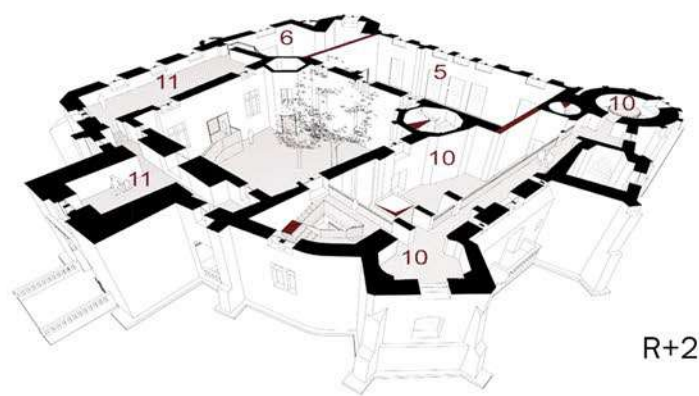
The concept of this park was aimed at creating a positive impact on its visitors through the experience that this path offers. Through the visual, tactile, auditory and odor associations that they find in their activities during the path, they have the opportunity to discover more and more of the history and past of the castle.



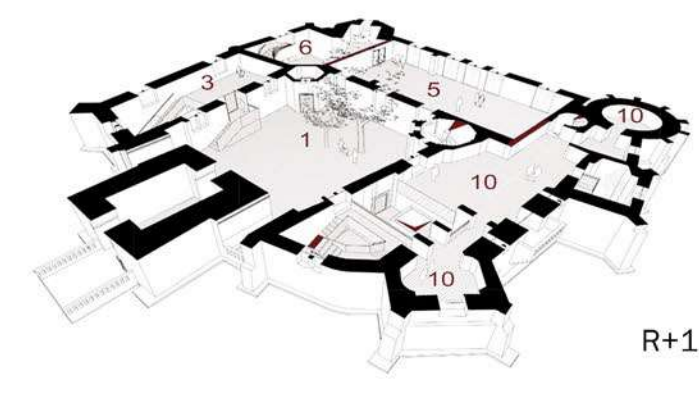
VISITOR CENTER VIEW



R+2



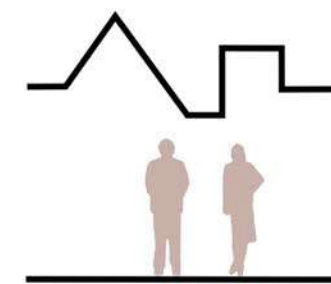
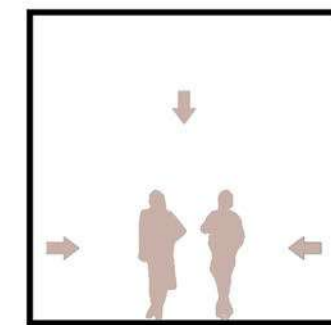
R+1



RDC

## FUNCTIONAL SCHEMA

- 1 - Courtyard
- 2 - Info-Point and Ticketing
- 3 - Bookshop
- 4 - Artisanal shop
- 5 - Multifunctional Space
- 6 - Multifunctional Space
- 7 - Offices
- 8 - Restaurant
- 9 - Terrace
- 10 - Museum
- 11 - Exhibition Space
- 12 - Ruin Observatory
- 13 - Nature Observatory
- 14 - Courtyard Observatory




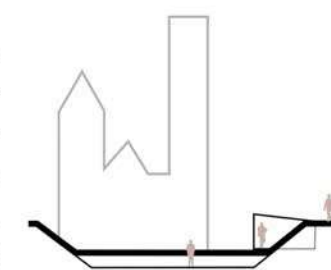
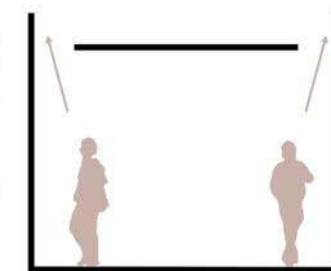
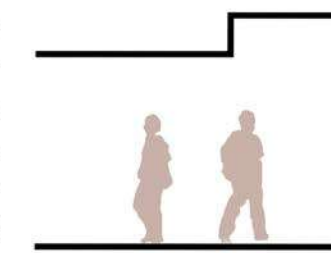
COURTYARD VIEW

The concept is to preserve the spirit of the place, to value all the elements of the castle that have been conserved over time, and through the proposed interventions, to influence the user as much as possible and to provide a rich and varied architectural and historical experience.

Noticing the castle from the outside, the intervention is minimal, and when the visitor enters the castle, all the senses - auditory, tactile, visual and the sense of smell - are influenced by the atmosphere prevailing in the castle.

All interventions have been treated in such a way that they come in harmony with the existing, further emphasizing the originality and the materiality of the castle.

Architectural elements, which were most affected in time, are predominated by fragmented and irregular shapes of the walls. Due to important historical significance, these spaces have been turned into museums and permanent exhibitions to enhance the authenticity of the castle.




TERRACE VIEW

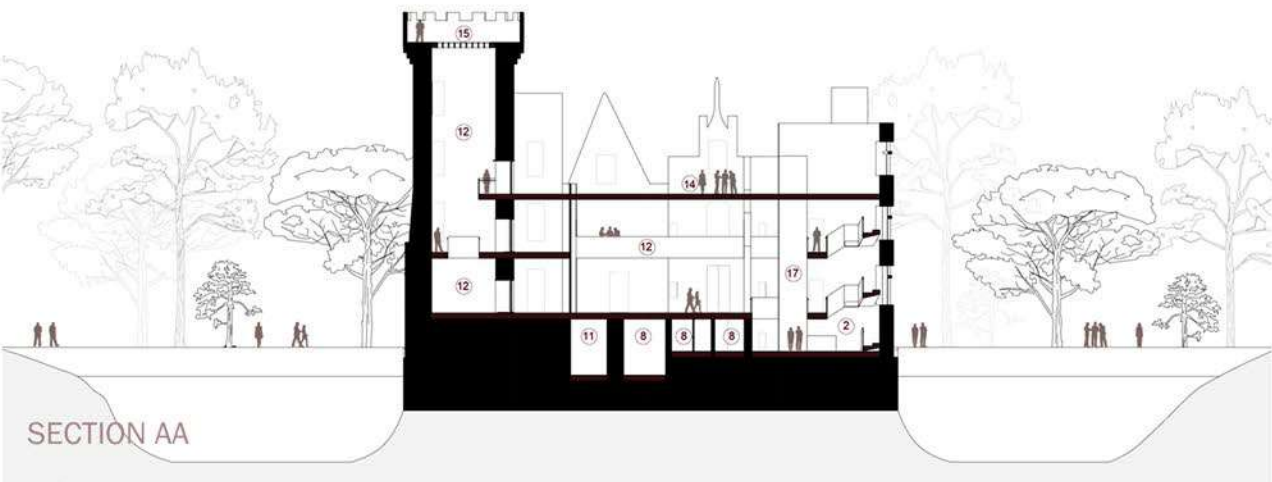
In the spaces where the regular forms of the building were preserved, have been added functions such as temporary exhibition, shop, craft store, multifunctional space, etc.

The purpose of the project is to turn the castle into a place where history, art and architecture meet. To give to the castle a new functionality, have been proposed horizontal elements, like floors and roofs. Horizontal elements are detached from the vertical ones by play of lights, so as to allow observing the verticality and boundaries of the castle.


Due to the rich vegetation and the proximity to the water, the modules have been designed so that they have a minimal impact on the image of the castle and the site. The orientation of the houses is given by the existing Chapel. Thus we have integrated them into the natural context, providing intimacy to the residents and giving them a pleasant perspective to the castle during their stay.



ELEVATION



SECTION AA



MULTIFUNCTIONAL SPACE VIEW

# URBAN HYBRID. HOTEL + BUREAUX

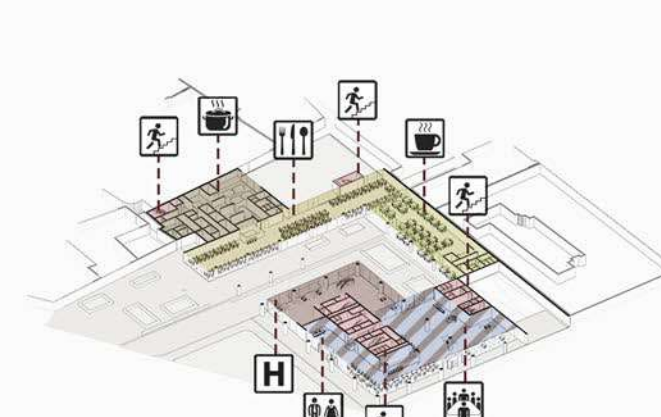
BUCHAREST, ROMANIA / 2016

10

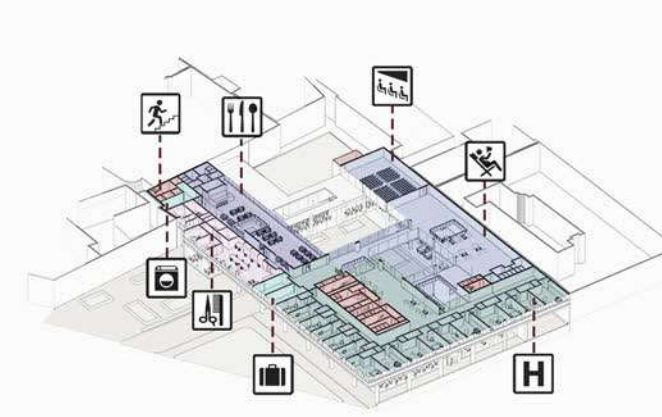
The main idea of this project aims to explore the relationship between spatial expression, structure and technology in a dense and very valuable and protected area of Bucharest, Calea Victoriei. The project is a type of regeneration of lands remaining non-functional in the desirable areas of the city.

Image building is made so that it fits harmoniously in the context. Building includes the function of hotel, offices and conference that links this two functions. Hotel includes several functions: breakfast room, gym, spa, sauna, beauty salon, massage, relaxation areas, billiards, table tennis halls and another spaces for entertainment and fun. Office workers have their own cafeteria and have access to their own green roof terrace. Downstairs is a restaurant and a cafe, which can be accessed by users building and outside guests.

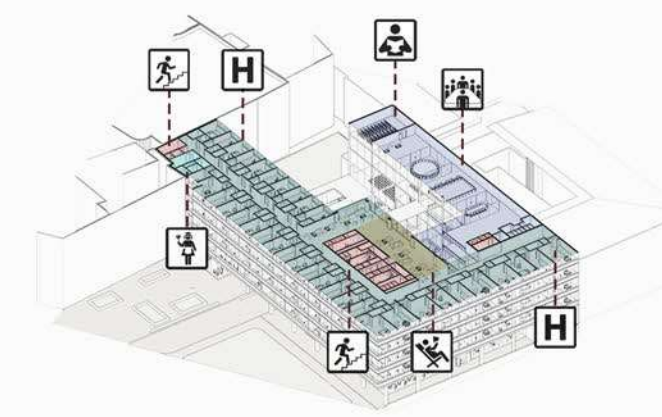
SITE PLAN



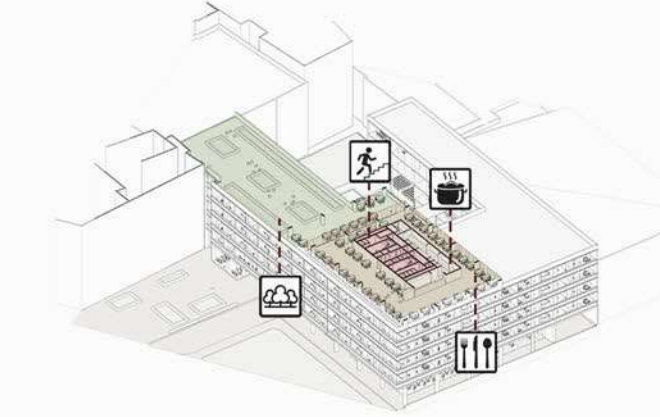
GROUND FLOOR



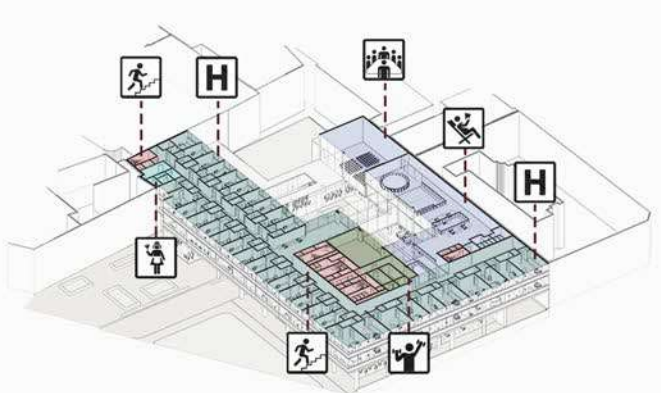
MEZZANINE FLOOR



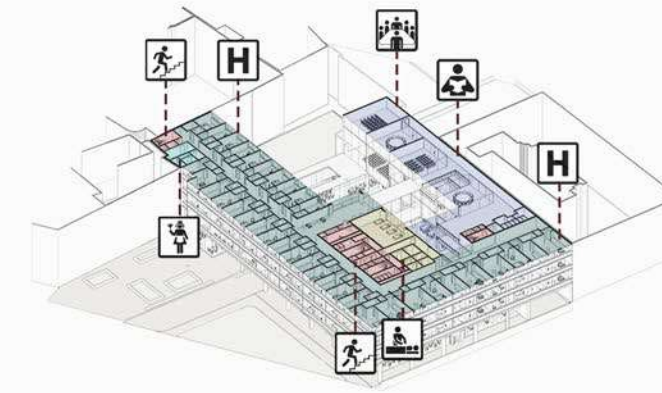
FORTH FLOOR



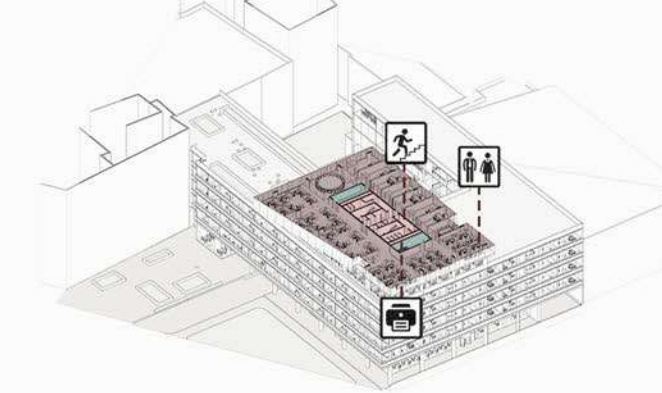
FIFTH FLOOR



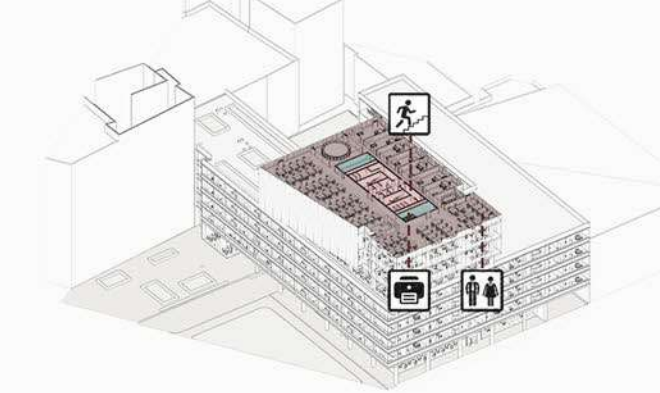
SECOND FLOOR



THIRD FLOOR



SIXTH FLOOR



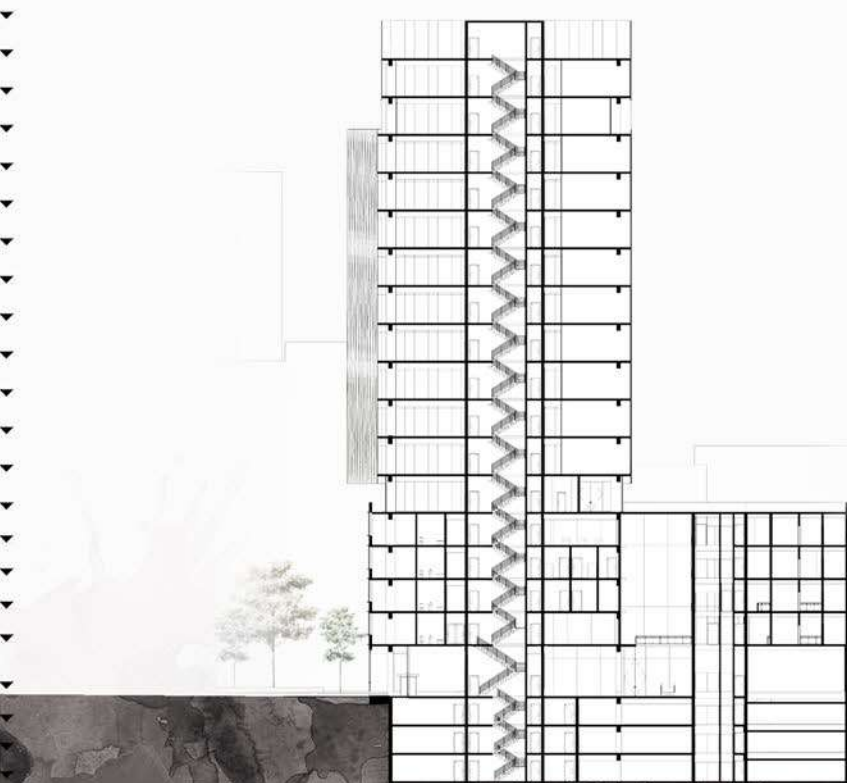
SEVENTH FLOOR



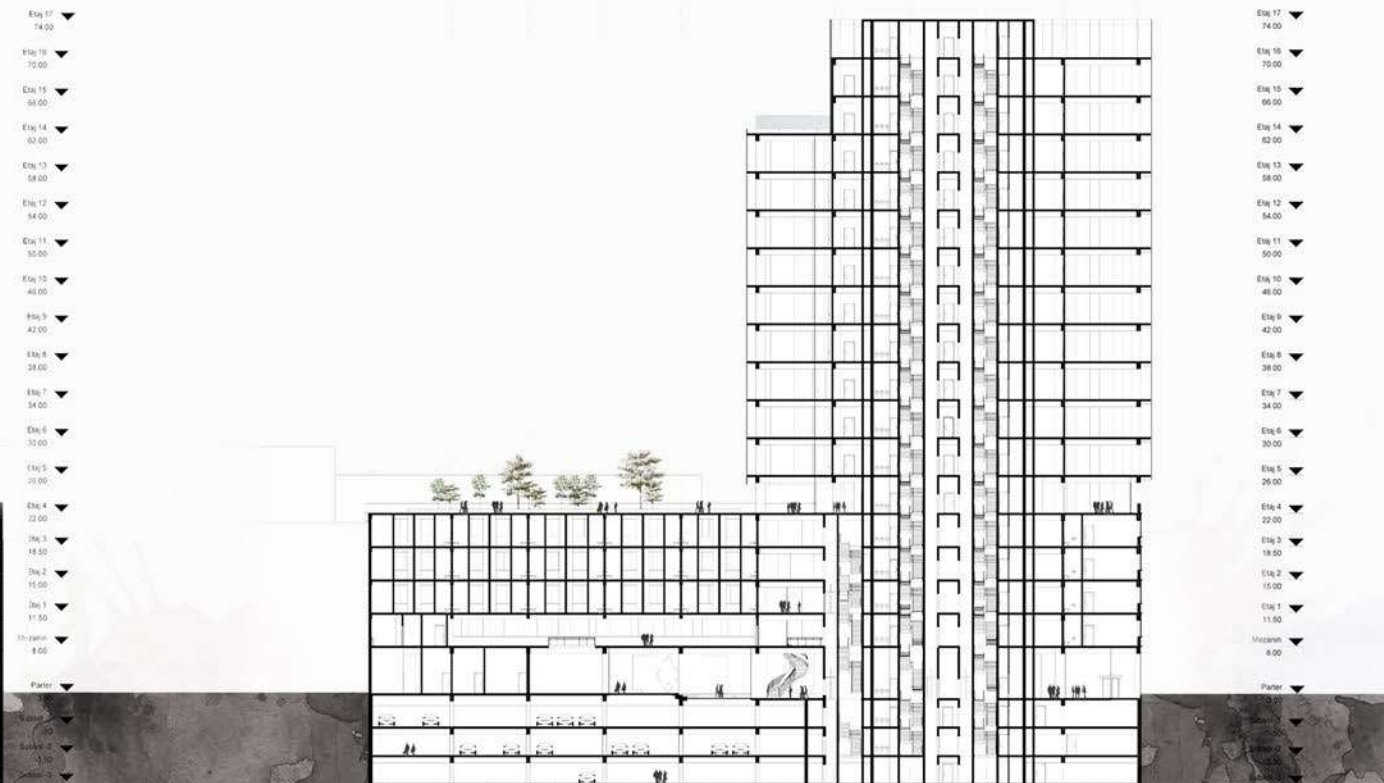
NORTH FACADE



SECTION CC'

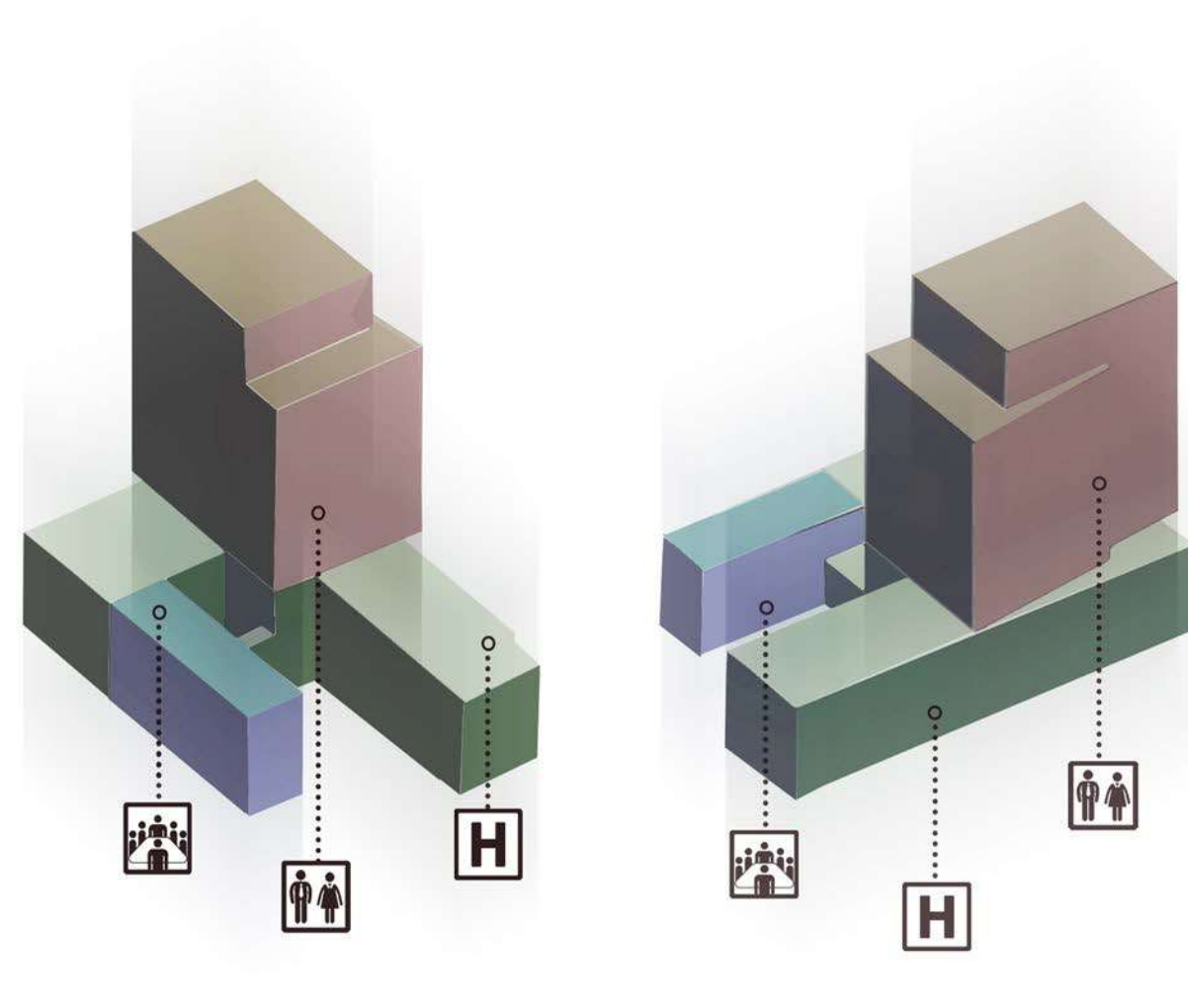



SECTION BB'



SECTION AA'





GROUND FLOOR PLAN



MEZZANINE FLOOR PLAN



SECOND FLOOR PLAN

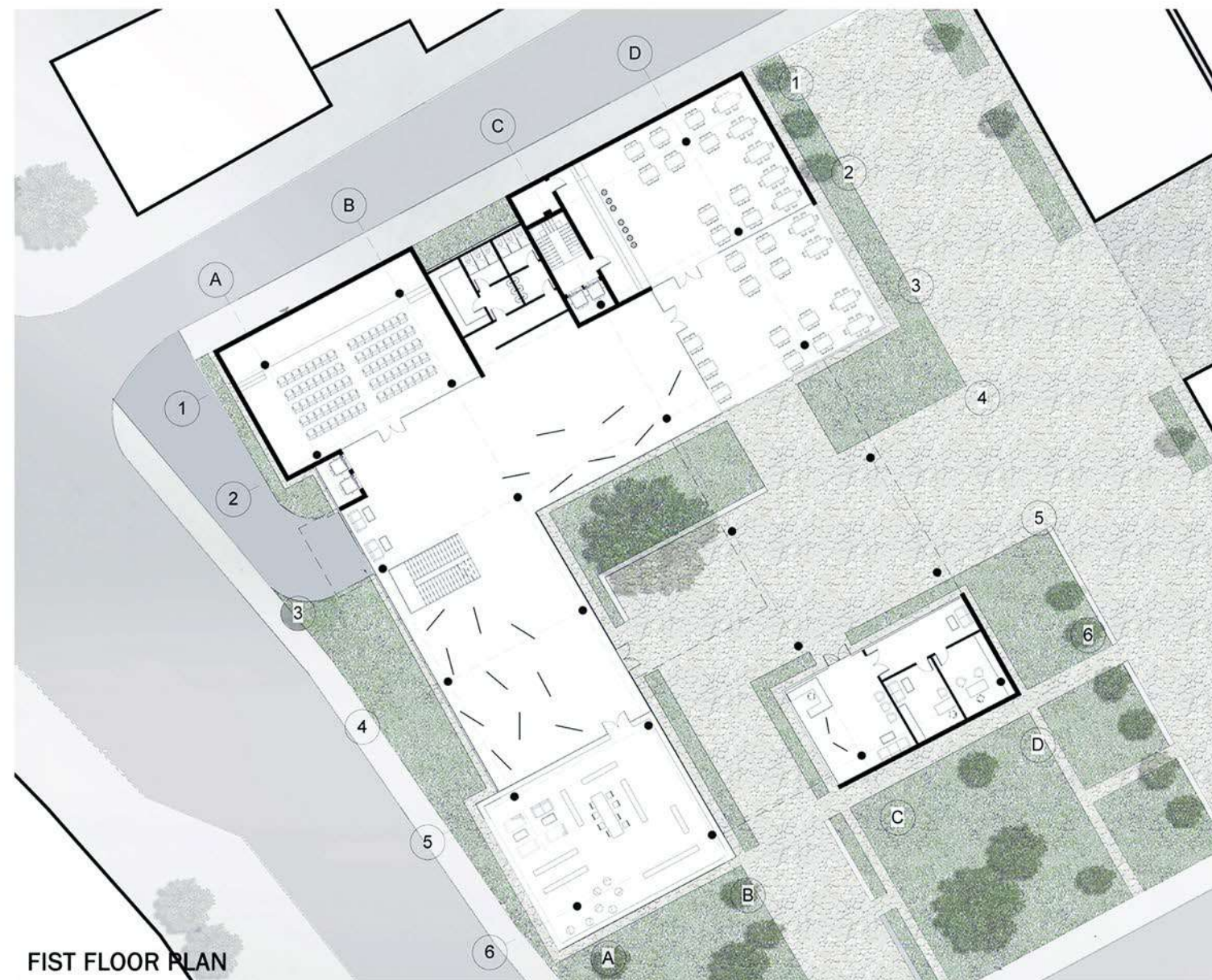

# CENTRE MULTICULTUREL POUR RÉFUGIÉS ET MIGRANTS

BUCHAREST, ROMANIA / 2015

11



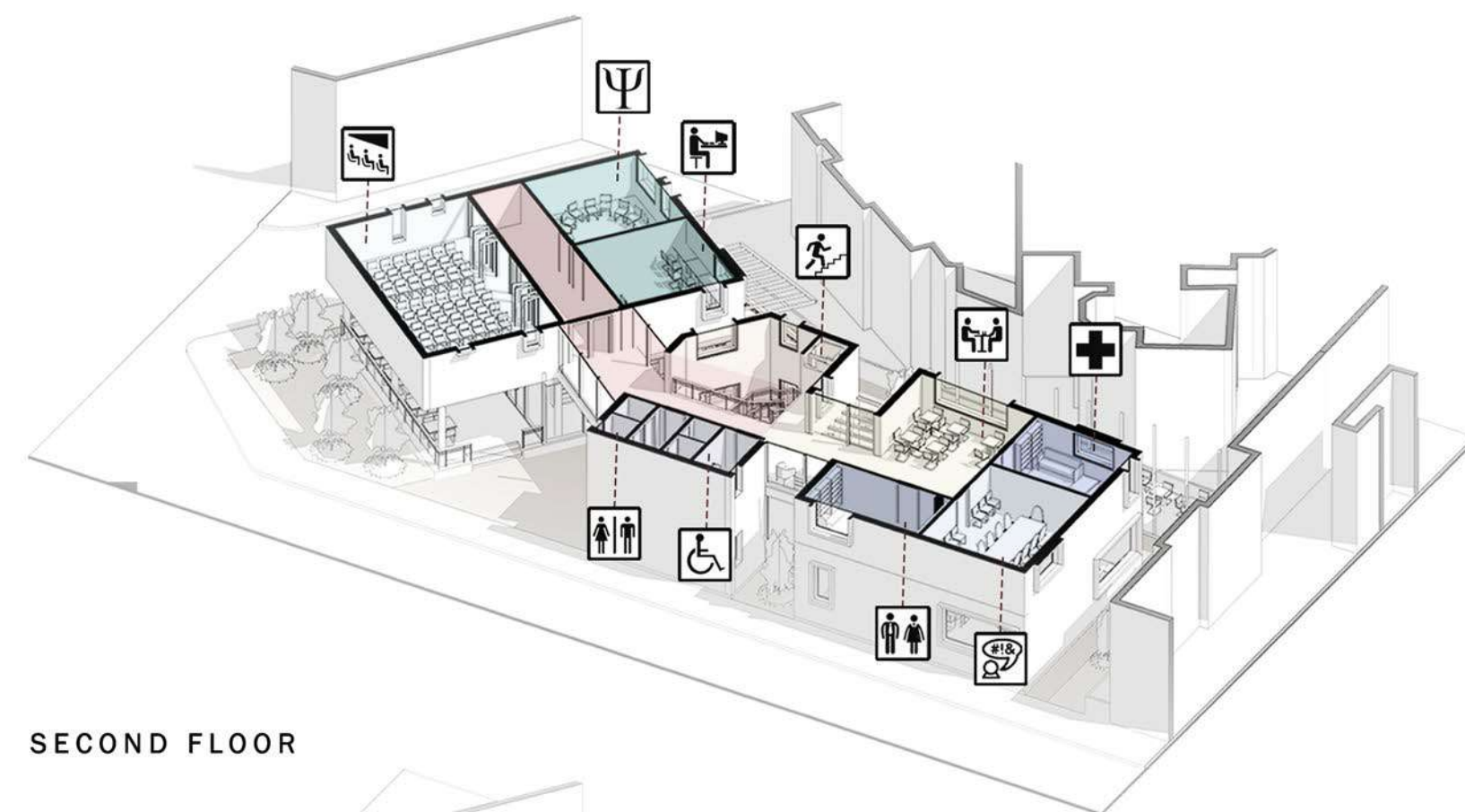
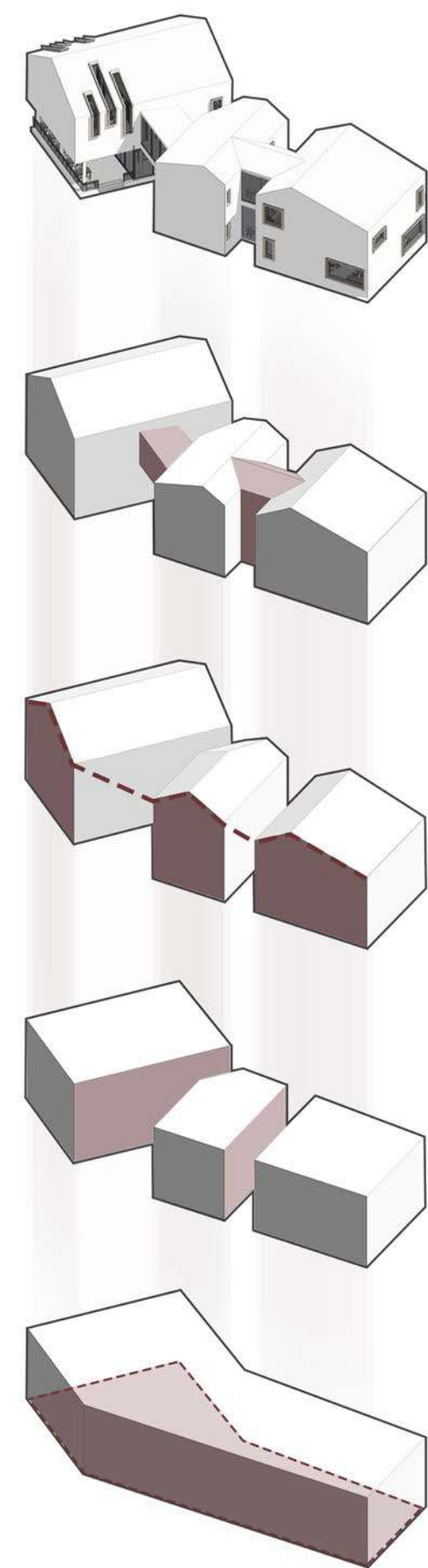
I chose to create a multicultural center for Refugees and Migrants in response to a the real problem of insufficient space and conditions for social integration. The image of building was designed so as to show the subtle message "More culture, under the same roof". Facade is the most important element through which this message is shown, by way I placed several cubes of different materials, which means the diversity of "protected" cultures under the same roof. In this center you can meet workshops, library, exhibition spaces, classrooms for personal development and language learning, a multipurpose room, dance hall/sports, counseling rooms, room for games and various relaxing spaces.



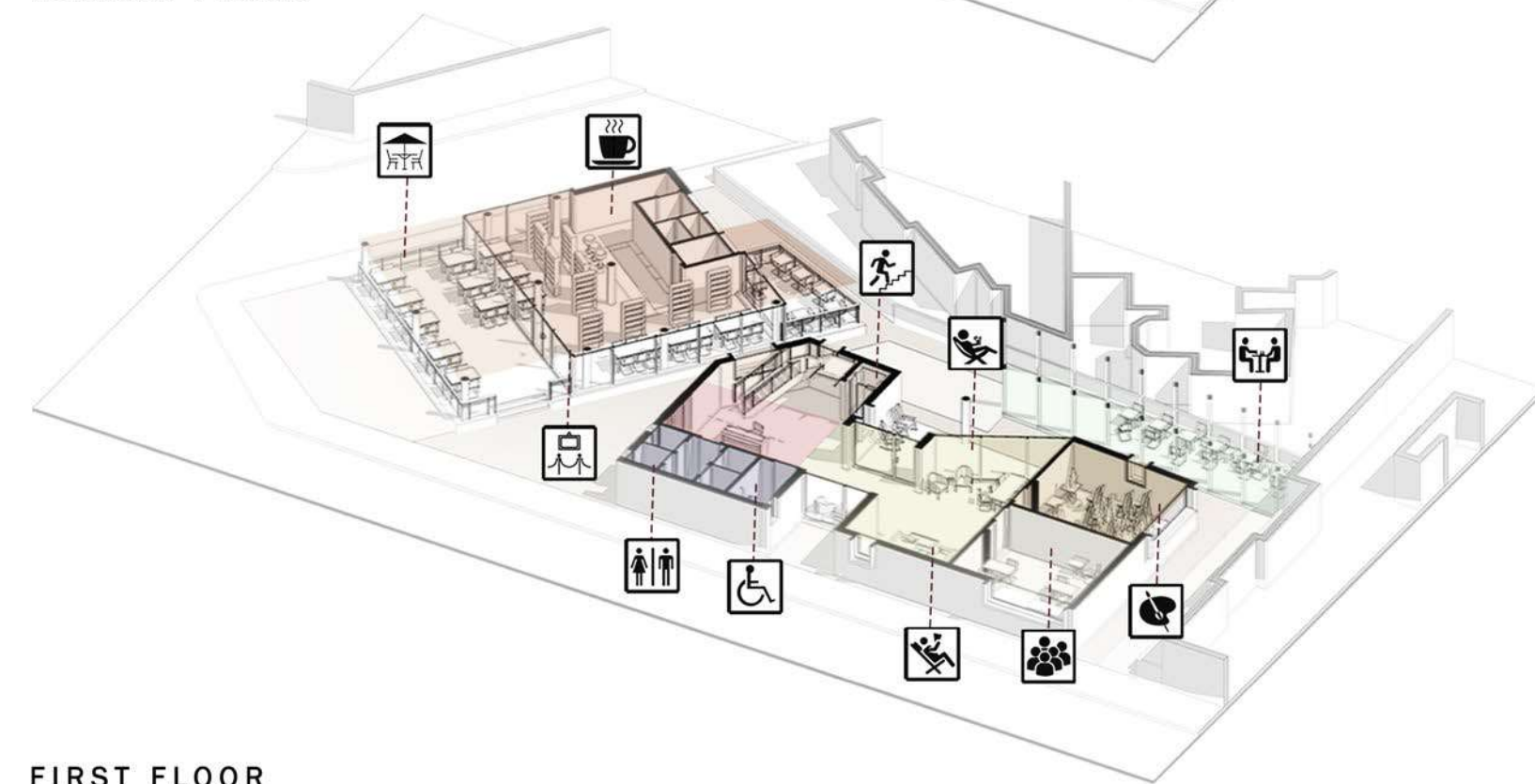
FIRST FLOOR PLAN



SECOND FLOOR PLAN



SECOND FLOOR



FIRST FLOOR

The project undertaken is a Community Centre for Seniors, which aims to integrate the elderly in the community through social and recreation activities and keeping an active and interactive lifestyle.

Volume recalls the image of a traditional house building, but also represents an contemporary architecture, which integrates into context by shape, size and used materials.

Built street front enables a generous area behind it for outdoor activities. By specially equipped shelters, the variety of pavements, the ambience created by the vegetation, I tried to realize a space for rest and recreation, where seniors will feel loved and safe. Teahouse is combined with the exhibition area destined to the public, the place where seniors can interact with people of other age groups and can exhibit works created in workshops of painting or crafting.



# SOLACOLU INN RESTORATION

BUCHAREST, ROMANIA / 2015

13


The project proposes to approach specific issues of restoration of monuments in the specific case of the Inn Solacolu situated in Bucharest, historical monument entered in the List of Historical Monuments in 2010.

Multiple cultural values of the assembly are justified and it's necessary to implement a restoration interventions. Main façade restoration, the way of reunification, volumetric reconstruction of the constructive elements and collapsed volumes was the most important part of studies and analyzes.



SECTION AA'

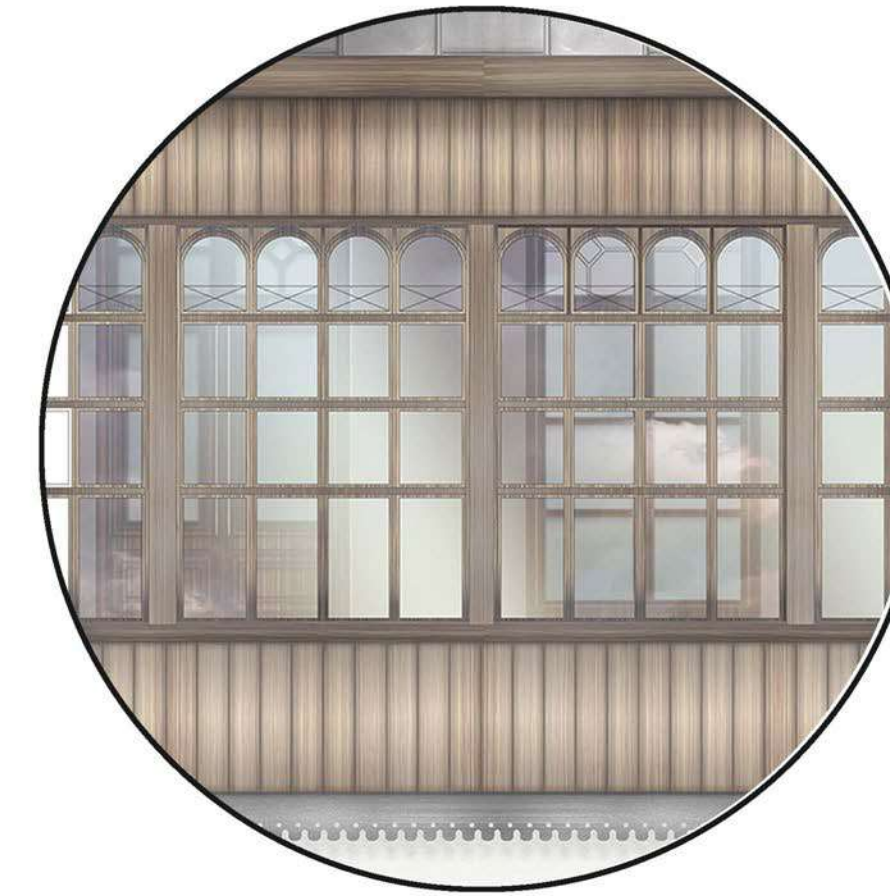
EXISTING SITUATION



TRADITIONAL GATE DETAIL



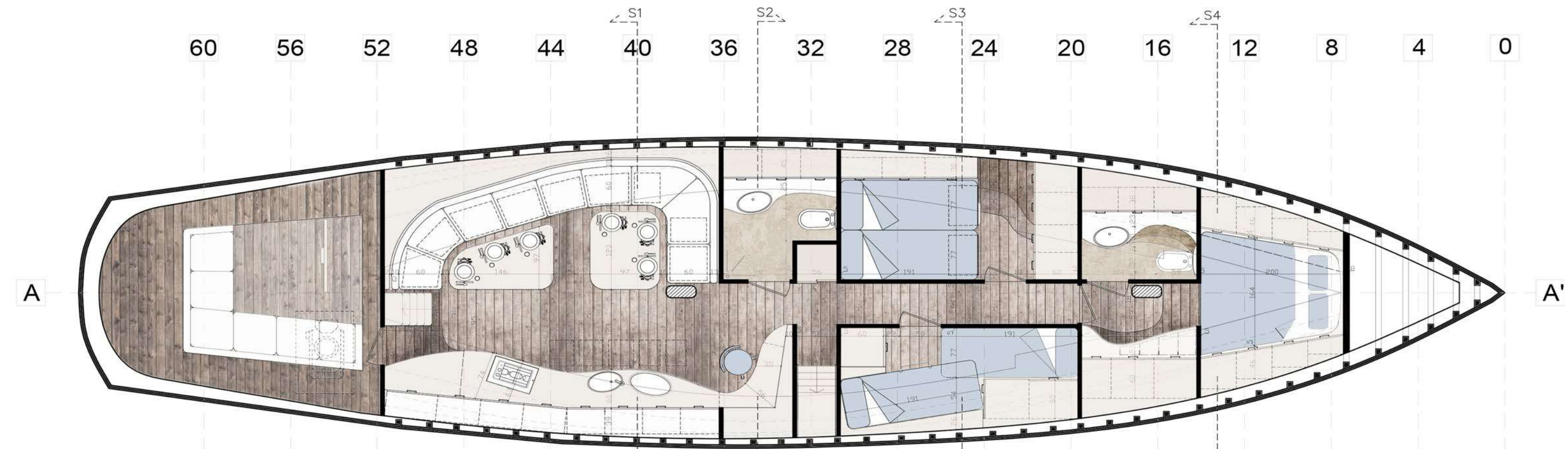
SECTION 2



GEAMLAC DETAIL

MAIN FACADE AFTER RESTORATION

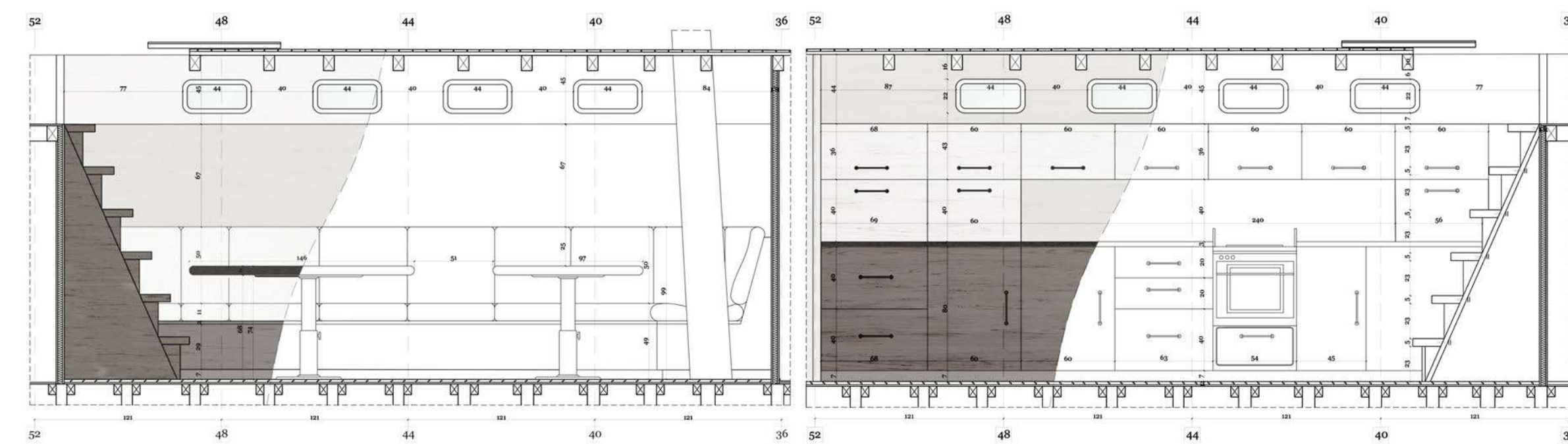




BOAT PLAN

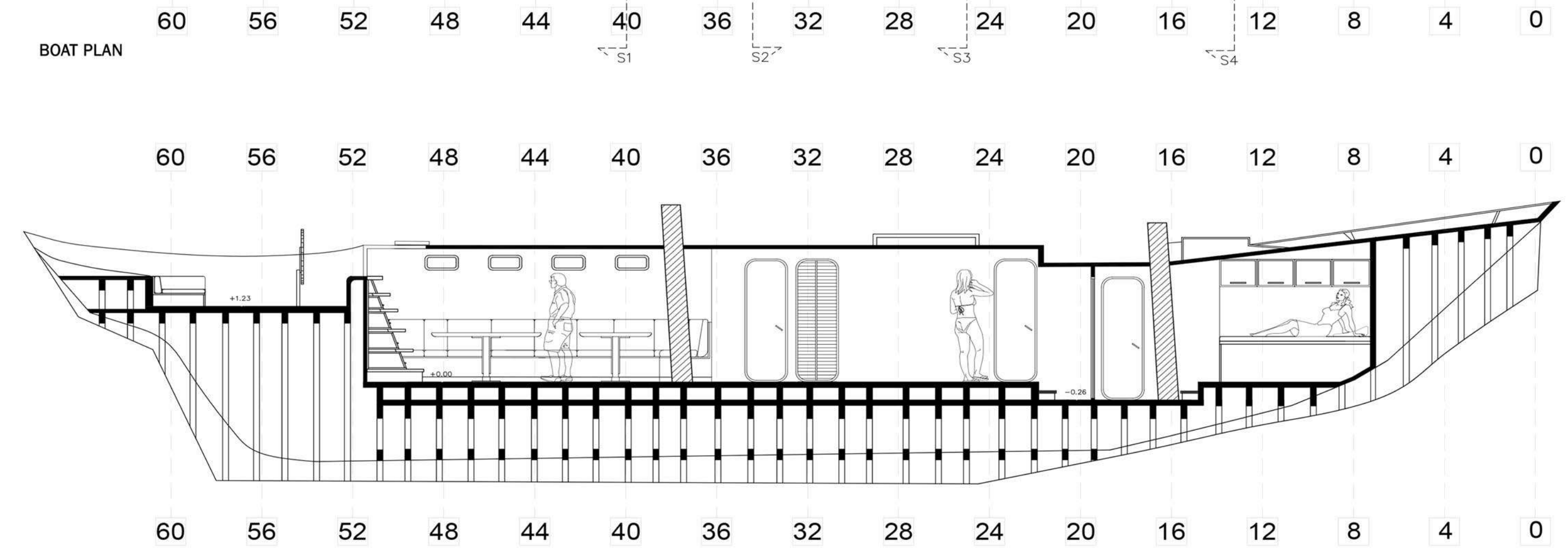
In this project, I aimed to meet the functional requirements with the lowest possible consumption space, to allow the craft tilted position while driving without moving interior components of spatial planning or changing their geometry; furniture is fixed with strictly defined degrees of freedom.

Also, I aimed to allow easy browsing of space, without obstacles or items that exceed a certain limit movement. I get to keep the character of the craft, the consistency formal and stylistic unity between the inner and outer hull of the boat, that is made of wood. I try to respond to technological and aesthetic criteria in the choice of materials and textures. I applied intelligent, practical, ergonomic solutions.



LIVING ELEVATION

KITCHEN ELEVATION



LONGITUDINAL SECTION



ELENA TIRÀ